



Special Interest Articles:

- 2010 Eagle Award Winner
- Chairman's Letter
- 2011 Conference Photos
- Safety
 - Safety Awards
- Legal Corner
- Ergonomics
- About Us

Individual Highlights:

2011 Conference Photos	3
Safety Stats	6
Safety	24
Legal Corner	36
Ergonomics	39
Our Sponsors	40
About our Organization	49

2010 Eagle Award Winner – Judy Lassa



Judy Lassa, Senior Vice President, Paper and Specialty Products Boise Inc.

Judy Lassa is Senior Vice President, Paper and Specialty Products of Boise, Inc. serving as vice president of Packaging since 2000 for Boise Cascade Corporation, Boise Cascade and Boise, Inc. She holds a B.S. (Paper Science and Engineering) from the University of Wisconsin-Stevens Point. In November 2010, Judy was promoted to the position of senior vice president and general manager of Paper and Specialty Products at Boise, Inc.

Judy's commitment to safety is exemplified by not only her support of Boise Packaging's safety management system as a business leader but also by her participation within that system. She has participated in various activities that range from the company's general safety conference to safety audits at specific locations within Boise.

Judy was the sponsor and champion for Boise Packaging's Safety as a Value team. This team annually sets safety initiatives for Boise Packaging and ensures delivery of those initiatives throughout the coming year. One example of the initiatives that Judy has supported is the Safety Management System Analysis. This is an analysis that each Boise Packaging location conducts internally on a quarterly basis to determine what areas of their Safety Management System they can improve. Then the analysis is used to communicate the opportunities for improvement to the location management so that appropriate resources may be put toward those opportunities.

A Letter from Our Chairman



Current Activities 2011 Focus

As our previous Chairman recently said, “these are exciting times for the PPSA Organization.” The 68th Annual Pulp and Paper Safety Conference, which was held in San Antonio, Texas was complete success. Attendees were treated to:

- Great educational presentations and learning opportunities;
- Excellent net-working opportunities;
- Recognition of members whom have attained safety accomplishments at the Safety Awards Banquet;
- An opportunity to meet with vendors and learn more about products and services that will help us do our jobs more effectively;
- A fun golf outing at a beautiful course; and
- A great location!

I want to take this opportunity to say “thanks” to all of the attendees, presenters and the PPSA Board for making the conference a complete success. Pictures from the conference and related material will be available soon on the PPSA website www.ppsa.org.

My goal this year is to do my best to fill the very big shoes of Chris Redfearn. Chris led the organization over the past two years and he helped establish a vision for the organization moving forward. The Board and I will continue down this path including our continued partnership with AF&PA to publish safety benchmarking data for the Forest Products Industry in a timely manner. The complete vision for the organization will soon be available on the website.

Lastly, the Board and I hope to provide ongoing training opportunities for our members including the continued evolution of a user-friendly and informative website. We are striving to become the leading source of occupational health and safety resources for the Forest Products Industry.

Thanks again for being a part of the PPSA family. I am looking forward to another great year.

General Chairman – PPSA, Peter G. Masias



2011 PPSA Conference Photos

Banquet Highlights:



Graeme Rodden, Judy Lassa & Matt Saxe



Scott Stubblefield – TIN Diboll Lumber & Diboll
Fingerjointing



Sue Wiggins & Jim Fink – Domtar, Washington
Courthouse

Vendor and Sponsor Highlights:



Bob, Beth Hindman & Regina Griffin



Deborah & Ralph Johnson



Rodney Grieve



Peter & John Deveau



Willie Smith & Butch Pennington



Matt Kennebera



Dave Libby & Marty



Kevin Igli



Larry Walker



Bill Edwards

We want to thank all of those who helped make this year's conference a success! We couldn't do it without the great support from our member companies and vendors.

THANK YOU!

If you missed this year's conference – we look forward to seeing you next year!

*Additional conference pictures and highlights will be forthcoming in a conference album.
Until then visit our website*

www.ppsa.org

2011 Mid-Year Safety Statistics

Change Notice: In order to provide more focus on leading safety indicators and lessen the focus on trailing safety indicators, the PPSA Board has decided to gather site safety statistics on a semiannual rather than quarterly basis.

Paper Mills #1			Total OSHA Log	LWDC	RWDC	Fatalities	
COMPANY	CITY/Location Name	Hours	Cases (OSHA 300 log sum of col. G+H+I+J)	(OSHA 300 log col. H)	(OSHA log col. I)	(OSHA log col. G)	Total IR
International Paper	Courtland,AL *	1,247,793	4	1	1	0	0.64
AbitibiBowater	Catawba,SC	976,485	4	1	3	0	0.82
Domtar	Ashdown	1,114,331	7	5	2	0	1.26
Glatfelter	Ohio Operation, Chillicothe, OH	1,500,951	16	7	1	0	2.13
Longview Fibre Paper& Pkg	Longview, WA	1,120,634	12	3	6	0	2.14
Glatfelter	Spring Grove, PA	1,151,484	14	4	5	0	2.43
Meadwestvaco	Covington, VA	1,233,689	25	6	1	0	4.05
		8,345,367	82	27	19	0	
Weighted Average for Category	*= Non-Member						2.0

Paper Mills #2			Total OSHA Log	LWDC	RWDC	Fatalities	
COMPANY	CITY/Location Name	Hours	Cases (OSHA 300 log sum of col. G+H+I+J)	(OSHA 300 log col. H)	(OSHA log col. I)	(OSHA log col. G)	Total IR
International Paper	Texarkana,TX *	819,152	0	0	0	0	0.00
International Paper	Selma,AL *	852,456	1	0	0	0	0.23
Meadwestvaco	Evadale, TX	772,409	1	0	1	0	0.26
Domtar	Espanola, ON	537,395	1	0	1	0	0.37
International Paper	Eastover,SC *	608,915	2	0	1	0	0.66
International Paper	Georgetown,SC *	749,379	3	0	0	0	0.80
International Paper	Savannah,GA *	667,831	3	0	0	0	0.90
International Paper	Ticonderoga,NY *	658,837	3	0	0	0	0.91
Domtar	Plymouth, NC	522,632	3	1	0	0	1.15
International Paper	Mansfield,LA *	660,070	4	0	1	0	1.21
International Paper	Prattville,AL *	659,519	4	0	3	0	1.21
International Paper	Riegelwood,NC *	902,466	6	2	0	0	1.33
International Paper	Augusta,GA *	859,396	6	2	0	0	1.40
Weyerhaeuser	Longview, WA	554,458	4	2	0	0	1.44
RockTenn	Demopolis, AL	530,309	4	0	2	0	1.51
Boise White Paper	Jackson, AL	531,057	3	1	0	0	1.75
AbitibiBowater	Calhoun, TN	700,505	8	3	1	0	2.28
RockTenn	Panama City, FL	525,165	7	4	0	0	2.67
Twin Rivers Paper Co.(Fraser Papers)	East Paper, Madawaska, ME	680,515	12	3	5	0	3.53
		12,792,466	75	18	15	0	
Weighted Average for Category	*= Non-Member						1.2

Paper Mills #3			Total OSHA Log	LWDC	RWDC	Fatalities	Total IR
COMPANY	CITY/Location Name	Hours	Cases (OSHA 300 log sum of col. G+H+I+J)	(OSHA 300 log col. H)	(OSHA log col. I)	(OSHA log col. G)	
Domtar	Johnsonburg, PA	377,400	0	0	0	0	0.00
RockTenn	Hopewell, VA	303,585	0	0	0	0	0.00
International Paper	Redwood, MS *	299,978	0	0	0	0	0.00
Mohawk Fine Papers	Cohoes Mill, NY	258,106	0	0	0	0	0.00
Temple-Inland #386	New Johnsonville, TN	191,476	0	0	0	0	0.00
Buckeye Mt. Holly	Mt. Holly, NC	114,389	0	0	0	0	0.00
International Paper	Houston, MS *	111,291	0	0	0	0	0.00
International Paper	Franklin, VA *	27,199	0	0	0	0	0.00
International Paper	Pineville, LA *	11,006	0	0	0	0	0.00
International Paper	Millersburg, OR *	3,391	0	0	0	0	0.00
International Paper	Cantonment, FL *	499,978	1	0	0	0	0.40
Domtar	Nekoosa, WI	454,327	1	1	1	0	0.44
Packaging Corp. of America	Tomahawk, WI	444,099	1	1	0	0	0.45
Domtar	Kingsport, TN	344,689	1	0	1	0	0.58
Domtar	Marlboro, Bennettsville, SC	324,104	1	0	1	0	0.62
International Paper	Valliant, OK *	317,177	1	0	0	0	0.63
International Paper	Springfield, OR *	270,444	1	0	1	0	0.74
Domtar	Hawesville, KY	228,498	1	0	0	0	0.88
RockTenn	Stevenson, AL	414,114	2	0	1	0	0.97
Temple-Inland #393	Orange, TX	398,332	2	1	0	0	1.00
Temple-Inland #389	Rome	508,480	3	2	0	0	1.18
Mohawk Fine Papers	Beckett Mill, Hamilton, OH	154,368	1	0	0	0	1.30
Weyerhaeuser	Norpac, Longview, WA	511,150	4	1	0	0	1.57
Weyerhaeuser	Columbus, MS	352,027	3	2	0	0	1.70
International Paper	Red River Mill, Campti, LA	372,587	4	0	3	0	2.15
International Paper	Prosperity, SC *	86,404	1	0	0	0	2.31
International Paper	Pine Hill, AL *	415,428	5	2	1	0	2.41
Domtar	Rothschild, WI	415,067	5	4	1	0	2.41
Temple-Inland #390	Bogalusa, LA	475,233	6	0	1	0	2.53
Green Bay Packaging	Arkansas Kraft, AR	400,621	6	0	2	0	3.00
Domtar	Port Huron, MI	258,179	4	1	1	0	3.10
New Page	Stevens Point, WI	331,153	6	1	1	0	3.62
Interstate Paper	Riceboro, GA	263,226	5	0	0	0	3.80
RockTenn	Coshocton, OH	204,772	4	3	1	0	3.91
Mohawk Fine Papers	Waterford Mill, Waterford, NY	138,029	3	1	0	0	4.35
Orchids Paper Products	Pryor, OK	290,302	8	3	0	0	5.51
Madison Paper Industries	Madison, Maine	254,283	14	7	2	0	11.01
Wausau Paper	Brokaw Mill	441,085	44	7	2	0	19.95
		11,265,976	138	37	20	0	
Weighted Average for Category	*= Non-Member						2.4

100% Recycle Mills			Total OSHA Log	LWDC	RWDC	Fatalities	Total IR
COMPANY	CITY/Location Name	Hours	Cases (OSHA 300 log sum of col. G+H+I+J)	(OSHA 300 log col. H)	(OSHA log col. I)	(OSHA log col. G)	
International Paper	Cedar Rapids, IA *	229,350	0	0	0	0	0.00
International Paper	Xalapa *	145,526	0	0	0	0	0.00
Sonoco	Hutchinson, KS	129,302	0	0	0	0	0.00
Temple-Inland #391	Maysville, KY	120,738	0	0	0	0	0.00
Weyerhaeuser	Columbus Modified Fiber, MS	112,165	0	0	0	0	0.00
Fibrex	Menominee, MI (Menominee Mill)	105,053	0	0	0	0	0.00
Sonoco	Richmond, VA	104,472	0	0	0	0	0.00
International Paper	Oxnard, CA *	99,184	0	0	0	0	0.00
Temple-Inland #392	Ontario, CA	95,668	0	0	0	0	0.00
RockTenn	Uncasville, CT	95,142	0	0	0	0	0.00
International Paper	Henderson, KY *	86,634	0	0	0	0	0.00
Sonoco	Sumner, WA	61,148	0	0	0	0	0.00
SP Newsprint Co., LLC	Dublin, GA	319,501	1	1	0	0	0.63
Temple-Inland #385	Newport, IN	144,079	1	0	0	0	1.39
Sonoco	Menasha, WI	123,057	1	1	0	0	1.63
Fibrex (SFK Pulp Recycling)	Menominee, MI (Fairmont Mill)	115,603	1	0	0	0	1.73
Sonoco	Newport, TN	105,963	1	0	0	0	1.89
Sonoco	Holyoke, MA	70,976	1	0	0	0	2.82
Sonoco	DePere, WI	62,851	1	1	0	0	3.18
RockTenn	Seminole Mill, Jacksonville, FL	180,593	3	2	0	0	3.32
Sonoco	City Of Industry, CA	56,011	1	0	0	0	3.57
Sonoco	Hartsville, SC	603,393	12	1	0	0	3.98
Green Bay Packaging	Green Bay, WI	148,361	3	0	1	0	4.04
Hartford City Paper	Hartford City, IN	89,562	3	1	3	0	6.70
		3,404,332	29	7	4	0	
Weighted Average for Category	*= Non-Member						1.7

Pulpmills			Total OSHA Log	LWDC	RWDC	Fatalities	
COMPANY	CITY/Location Name	Hours	Cases (OSHA 300 log sum of col. G+H+I+J)	(OSHA 300 log col. H)	(OSHA log col. I)	(OSHA log col. G)	Total IR
Weyerhaeuser	Grand Prairie, AB	303,315	0	0	0	0	0.00
Weyerhaeuser	Flint River, GA	280,133	0	0	0	0	0.00
Weyerhaeuser	Port Wentworth, WA	301,555	1	0	0	1	0.66
Domtar	Hawesville, KY	252,712	1	1	0	0	0.79
Domtar	Dryden, Ont.	353,099	2	0	0	0	1.13
Rayonier	Fernandina Beach	329,480	2	1	0	0	1.21
Rayonier	Jesup, GA	928,371	8	2	1	0	1.72
Domtar	Kamloops, BC	450,528	4	0	0	0	1.78
Buckeye Florida	Perry, FL	646,536	6	20	0	0	1.86
Weyerhaeuser	New Bern, NC	239,332	3	2	0	0	2.51
Buckeye Technologies	Memphis, TN	156,553	2	1	1	0	2.56
		4,241,614	29	27	2	2	
Weighted Average for Category							1.4

Folding Carton			Total OSHA Log	LWDC	RWDC	Fatalities	
COMPANY	CITY/Location Name	Hours	Cases (OSHA 300 log sum of col. G+H+I+J)	(OSHA 300 log col. H)	(OSHA log col. I)	(OSHA log col. G)	Total IR
International Paper	Kenton, OH *	514,169	0	0	0	0	0.00
International Paper	Visalia, CA *	239,375	0	0	0	0	0.00
International Paper	Smith Falls, MX *	153,960	0	0	0	0	0.00
International Paper	New York, NY *	130,408	0	0	0	0	0.00
International Paper	Danville, VA *	129,847	0	0	0	0	0.00
International Paper	Louisville, KY *	103,478	0	0	0	0	0.00
International Paper	Buena Park, CA *	57,112	0	0	0	0	0.00
International Paper	Grand Prairie, TX *	54,322	0	0	0	0	0.00
International Paper	Carlstadt, NJ *	28,047	0	0	0	0	0.00
International Paper	Menomonee, WI *	26,910	0	0	0	0	0.00
International Paper	Aguascalientes, MX *	13,211	0	0	0	0	0.00
International Paper	Kenton, OH *	7,752	0	0	0	0	0.00
International Paper	Chicago, IL *	4,224	0	0	0	0	0.00
International Paper	Charlotte, NC *	2,288	0	0	0	0	0.00
International Paper	Springfield, OR *	1,335	0	0	0	0	0.00
International Paper	Shelbyville, IL *	787,013	1	0	0	0	0.25
International Paper	Scarborough, MX *	280,235	1	0	0	0	0.71
International Paper	Thorofare, MX *	183,432	1	0	0	0	1.09
International Paper	E Flat Rock, NC *	172,980	1	0	0	0	1.16
International Paper	Indianapolis, IN *	343,448	3	0	1	0	1.75
International Paper	Weaverville, NC *	76,552	1	0	0	0	2.61
International Paper	Beaverton, OR *	71,599	3	1	2	0	8.38
Green Bay Packaging	Depere, WI	112,425	5	0	1	0	8.89
		3,494,121	16	1	4	0	
Weighted Average for Category							0.92

* = Non-Member

Box Plants - with corrugator			Total OSHA Log Cases (OSHA 300 log sum of col. G+H+I+J)	LWDC (OSHA 300 log col. H)	RWDC (OSHA log col. I)	Fatalities (OSHA log col. G)	Total IR
COMPANY	CITY/Location Name	Hours					
International Paper	Juarez,MX*	230,215	0	0	0	0	0.00
International Paper	Bowling Green,KY*	194,381	0	0	0	0	0.00
International Paper	Silao,MX*	191,750	0	0	0	0	0.00
Temple-Inland #037	Lexington, SC	191,608	0	0	0	0	0.00
International Paper	Manitowoc WI*	161,334	0	0	0	0	0.00
Temple-Inland #152	Binghamton, NY	156,146	0	0	0	0	0.00
International Paper	Yuma,AZ*	151,658	0	0	0	0	0.00
International Paper	Tampa,FL*	149,578	0	0	0	0	0.00
Temple-Inland #048	Elgin, IL	148,039	0	0	0	0	0.00
International Paper	Conway,AR*	146,724	0	0	0	0	0.00
International Paper	Fort Smith,AR*	143,084	0	0	0	0	0.00
International Paper	Mt Carmel,PA*	141,120	0	0	0	0	0.00
International Paper	Lafayette,LA*	138,718	0	0	0	0	0.00
International Paper	Auburn, ME*	137,661	0	0	0	0	0.00
International Paper	Lynchburg,VA*	137,053	0	0	0	0	0.00
Temple-Inland #023	Spotswood, NJ	135,112	0	0	0	0	0.00
International Paper	Lithonia,GA*	132,306	0	0	0	0	0.00
International Paper	St. Joseph,MO*	130,152	0	0	0	0	0.00
International Paper	Delaware,OH*	128,873	0	0	0	0	0.00
International Paper	Kansas City,MO*	128,431	0	0	0	0	0.00
International Paper	Tolleson,AZ*	127,546	0	0	0	0	0.00
International Paper	San Antonio,TX*	127,033	0	0	0	0	0.00
International Paper	Exeter,CA*	126,209	0	0	0	0	0.00
International Paper	Cedar Rapids,IA*	121,682	0	0	0	0	0.00
International Paper	Arden Hills,MN*	120,323	0	0	0	0	0.00
International Paper	Austin,MN*	119,470	0	0	0	0	0.00
International Paper	McAllen,TX*	119,373	0	0	0	0	0.00
International Paper	Omaha,NE*	118,474	0	0	0	0	0.00
International Paper	Rockford ,IL*	116,477	0	0	0	0	0.00
International Paper	Rochester,NY*	115,668	0	0	0	0	0.00
Green Bay Packaging	Ft. Worth, TX	114,391	0	0	0	0	0.00
International Paper	Lexington,KY*	111,946	0	0	0	0	0.00
International Paper	Richmond,VA*	109,292	0	0	0	0	0.00
International Paper	Charlotte,NC*	107,675	0	0	0	0	0.00
International Paper	Griffin,GA*	106,250	0	0	0	0	0.00
International Paper	Portland,OR*	104,898	0	0	0	0	0.00
International Paper	Mt. Vernon,OH*	103,709	0	0	0	0	0.00
International Paper	Indianapolis,IN*	103,589	0	0	0	0	0.00
International Paper	Elk Grove,CA*	103,574	0	0	0	0	0.00
International Paper	Olive Branch,MS*	103,416	0	0	0	0	0.00
International Paper	Modesto,CA*	103,022	0	0	0	0	0.00
International Paper	Fort Wayne,IN*	102,501	0	0	0	0	0.00
International Paper	Savannah,GA*	102,393	0	0	0	0	0.00
International Paper	Amarillo,TX*	101,897	0	0	0	0	0.00
International Paper	Carson,GA*	101,277	0	0	0	0	0.00
International Paper	Belleville,IL*	101,191	0	0	0	0	0.00
International Paper	Sealy,TX*	101,028	0	0	0	0	0.00
Temple-Inland #039	Kansas City, KS	100,406	0	0	0	0	0.00
Green Bay Packaging	Baltimore,MD	98,385	0	0	0	0	0.00

International Paper	Newton, NC*	98,362	0	0	0	0	0.00
International Paper	Lake Wales, FL*	94,608	0	0	0	0	0.00
Temple-Inland #042	Ontario, CA	93,826	0	0	0	0	0.00
International Paper	Forest Park, GA *	92,862	0	0	0	0	0.00
International Paper	Aurora, IL*	91,975	0	0	0	0	0.00
International Paper	Newark, OH*	91,631	0	0	0	0	0.00
Temple-Inland #022	St. Louis (Fenton), MO	90,135	0	0	0	0	0.00
Green Bay Packaging	DePere, WI	74,862	0	0	0	0	0.00
International Paper	Solon, OH*	73,172	0	0	0	0	0.00
International Paper	Magnolia, MS*	72,808	0	0	0	0	0.00
International Paper	Santa Paula, CA*	62,769	0	0	0	0	0.00
Temple-Inland #077	Tampa, FL	61,496	0	0	0	0	0.00
International Paper	Indianapolis, IN*	59,847	0	0	0	0	0.00
International Paper	Lancaster, PA*	57,143	0	0	0	0	0.00
International Paper	Fridley, MN*	53,830	0	0	0	0	0.00
International Paper	Bellevue, WA*	36,812	0	0	0	0	0.00
International Paper	Chihuahua, MX*	30,150	0	0	0	0	0.00
International Paper	Salem, OR*	27,461	0	0	0	0	0.00
International Paper	Ocotlan, Coronango, MX*	22,836	0	0	0	0	0.00
International Paper	Hidalgo, TX*	12,034	0	0	0	0	0.00
International Paper	Hanford, CA*	7,652	0	0	0	0	0.00
International Paper	Memphis, TN*	5,608	0	0	0	0	0.00
International Paper	Kansas City, KS*	3,956	0	0	0	0	0.00
International Paper	Vernon, CA*	2,203	0	0	0	0	0.00
International Paper	Hammond, IN*	2,102	0	0	0	0	0.00
International Paper	Jonesboro, AR*	2,097	0	0	0	0	0.00
International Paper	Cedarburg, WI*	1,341	0	0	0	0	0.00
International Paper	Stockbridge, GA*	583	0	0	0	0	0.00
International Paper	Hartford City, IN*	572	0	0	0	0	0.00
International Paper	La Colmena, MX*	362,554	1	0	0	0	0.55
Temple-Inland #280	Indianapolis Stout Field	327,244	1	0	0	0	0.61
International Paper	Ixtac, MX*	297,253	1	0	1	0	0.67
Temple-Inland #067	Bogalusa	197,871	1	0	0	0	1.01
Temple-Inland #158	Warren County, NC	159,994	1	0	1	0	1.25
Temple-Inland #031	Bell (Los Angeles, CA)	154,778	1	0	1	0	1.29
Temple-Inland #010	Orlando, FL	136,201	1	0	0	0	1.47
International Paper	Morristown, TN*	132,768	1	0	0	0	1.51
International Paper	Monterrey, MX*	131,550	1	0	0	0	1.52
Temple-Inland #009	Streetsboro, OH	129,498	1	1	0	0	1.54
International Paper	Bedford Park, IL*	127,670	1	0	0	0	1.57
International Paper	Wooster, OH*	125,413	1	0	0	0	1.59
International Paper	Three Rivers, MI*	123,179	1	0	1	0	1.62
Temple-Inland #034	Wheat Ridge, CO	122,859	1	1	0	0	1.63
International Paper	Montgomery, IL*	121,792	1	0	1	0	1.64
International Paper	White Bear Lake, MN*	118,684	1	0	0	0	1.69
International Paper	Jackson, MS*	118,471	1	0	1	0	1.69
Temple-Inland #171	Crockett-Sante Fe Springs	233,993	2	2	0	0	1.71
International Paper	Des Plaines, IL*	116,923	1	1	0	0	1.71
International Paper	Edinburg, TX*	116,686	1	0	0	0	1.71
International Paper	Fond Du Lac, WI*	113,040	1	0	0	0	1.77
International Paper	Statesville, NC*	112,470	1	0	0	0	1.78
International Paper	Carrollton, TX*	111,047	1	0	0	0	1.80
Temple-Inland #016	Carrollton (Dallas, TX)	107,591	1	0	0	0	1.86
International Paper	Compton, CA*	104,979	1	0	0	0	1.91

International Paper	Eaton, OH*	103,384	1	0	0	0	1.93
International Paper	Putnam, CT*	99,868	1	0	0	0	2.00
Temple-Inland #027	Crawfordsville, IN	196,473	2	0	0	0	2.04
International Paper	Lumberton, NC*	94,169	1	0	0	0	2.12
International Paper	Golden, CO*	90,364	1	0	0	0	2.21
International Paper	Eighty Four, PA*	88,386	1	0	0	0	2.26
Temple-Inland #018	Minden LA	87,477	1	1	0	0	2.29
Temple-Inland #038	Garden City, KS	87,463	1	1	0	0	2.29
International Paper	Kalamazoo, MI*	85,771	1	1	0	0	2.33
International Paper	Louisville, KY*	85,765	1	1	0	0	2.33
International Paper	Lincoln, IL*	82,095	1	1	0	0	2.44
International Paper	Oklahoma City, OK*	80,586	1	0	0	0	2.48
International Paper	Springhill, LA*	146,851	2	1	0	0	2.72
Green Bay Packaging	GB Shipping Cont., WI	280,343	4	0	1	0	2.85
International Paper	Modesto, CA*	138,404	2	1	1	0	2.89
Temple-Inland #020	Tracy, CA	203,468	3	1	1	0	2.95
International Paper	Columbus, GA*	67,705	1	0	0	0	2.95
International Paper	Bay Minette, AL*	134,611	2	1	1	0	2.97
International Paper	Bellmawr, NJ*	66,284	1	0	0	0	3.02
International Paper	Waterloo, IA*	65,293	1	0	1	0	3.06
Temple-Inland #076	San Antonio, TX	129,584	2	0	0	0	3.09
International Paper	Georgetown, SC*	129,032	2	1	0	0	3.10
International Paper	Decatur, AL*	127,329	2	0	0	0	3.14
International Paper	Silanas, CA *	124,046	2	2	0	0	3.22
Temple-Inland #068	Carol Stream, IL	57,938	1	0	1	0	3.45
International Paper	Olympia, WA *	115,485	2	1	0	0	3.46
International Paper	Barrington, NJ *	114,523	2	0	2	0	3.49
Green Bay Packaging	Fremont, OH	110,523	2	1	1	0	3.62
Green Bay Packaging	El Paso, TX	110,064	2	0	2	0	3.63
International Paper	Butler, IN *	108,993	2	0	0	0	3.67
International Paper	El Paso, TX *	106,181	2	0	2	0	3.77
Temple-Inland #014	El Centro - Imperial Valley, CA	156,214	3	2	0	0	3.84
International Paper	Russellville, AR *	145,873	3	0	0	0	4.11
International Paper	Murfreesboro, TN *	141,754	3	1	0	0	4.23
Green Bay Packaging	Cincinnati, OH	90,048	2	0	0	0	4.44
International Paper	Moses Lake, WA *	84,321	2	0	0	0	4.74
International Paper	Plant City, FL *	79,482	2	2	0	0	5.03
International Paper	Anaheim, CA *	158,733	4	1	0	0	5.04
Temple-Inland #033	Ft. Smith AR	117,756	3	0	0	0	5.10
International Paper	Beaverton, OR *	116,450	3	0	0	0	5.15
Temple-Inland #019	Shakopee (Minneapolis, MN)	114,183	3	1	0	0	5.25
International Paper	Union Gap, WA *	97,450	3	2	0	0	6.16
International Paper	Cleveland, TN *	96,089	3	0	1	0	6.24
Green Bay Packaging	Kalamazoo, MI	159,662	5	1	1	0	6.26
International Paper	Sanger, CA *	127,412	4	2	1	0	6.28
Green Bay Packaging	Wausau, WI	179,959	6	0	2	0	6.67
International Paper	Chicago, IL *	82,727	3	0	1	0	7.25
Green Bay Packaging	Twin Tower, MN	134,652	5	0	1	0	7.43
International Paper	Grand Prairie, TX *	124,129	5	2	0	0	8.06
International Paper	Northlake, IL *	98,747	4	0	0	0	8.10
Temple-Inland #070	Gilroy, CA Box Plant	131,669	6	5	0	0	9.11
International Paper	Spartanburg, OH *	17,920	1	0	0	0	11.16
International Paper	Laurens, SC *	17,369	1	1	0	0	11.51
Green Bay Packaging	Tulsa, OK	95,232	6	0	0	0	12.60

International Paper	Bedford Park, IL *	27,369	2	0	1	0	14.62
International Paper	Camarillo, CA *	8,982	1	0	0	0	22.27
		17,618,917	159	39	27	0	
Weighted Average for Category	*= Non-Member						1.8

Box Plants without a corrugator			Total OSHA Log Cases (OSHA 300 log sum of col. G+H+I+J)	LWDC (OSHA 300 log col. H)	RWDC (OSHA log col. I)	Fatalities (OSHA log col. G)	Total IR
COMPANY	CITY/Location Name	Hours					
Green Bay Packaging	Chickasha, OK	267,283	0	0	0	0	0.00
Temple-Inland #046	Elizabethton Sheet Plant, TN	97,841	0	0	0	0	0.00
Temple-Inland #003	Ft. Smith, AR	47,776	0	0	0	0	0.00
Temple-Inland #176	Bayline Sheet Plant	33,742	0	0	0	0	0.00
Temple-Inland #001	Milltown (was Middlesex), NJ	31,138	0	0	0	0	0.00
Temple-Inland #047	Littlestown, PA	29,160	0	0	0	0	0.00
Longview Fibre Paper & Pg	Longview, Washington	23,492	0	0	0	0	0.00
Temple-Inland #043	Ashland City Sheet, TN	20,638	0	0	0	0	0.00
Temple-Inland #291	Mack Chicago, IL	112,866	1	0	0	0	1.77
Temple-Inland #154	Madison, OH	86,040	1	0	1	0	2.32
Temple-Inland #155	Buffalo, NY	66,429	1	0	0	0	3.01
Temple-Inland #159	St. Anthony, IN	44,267	1	0	0	0	4.52
Temple-Inland #170	Crockett-Buena Park, CA	144,597	4	3	0	0	5.53
Temple-Inland #156	Scotia, NY	22,747	1	0	0	0	8.79
		1,028,017	9	3	1	0	
Weighted Average for Category							1.8

Sawmills			Total OSHA Log Cases (OSHA 300 log sum of col. G+H+I+J)	LWDC (OSHA 300 log col. H)	RWDC (OSHA log col. I)	Fatalities (OSHA log col. G)	Total IR
COMPANY	CITY/Location Name	Hours					
Temple-Inland #122	Rome Sawmill	197,751	0	0	0	0	0.00
Rayonier	Baxley, GA	136,088	0	0	1	0	0.00
Rayonier	Eatonton, GA	80,619	0	0	0	0	0.00
Temple-Inland #101/Z 32	Buna Lumber, TX	2,538	0	0	0	0	0.00
Temple-Inland #121/Z37	Pineland Lumber	230,127	1	0	0	0	0.87
Temple-Inland #123/Z 33	Southwest La - De Quincy	201,316	1	0	0	0	0.99
Temple-Inland #131/X37	Pineland Complex Services, TX	108,491	1	0	0	0	1.84
Rayonier	Swainsboro, GA	100,034	1	1	0	0	2.00
Green Bay Packaging	Pincrest, AR	77,976	1	0	0	0	2.56
Meadwestvaco	Cottonton, AL	195,390	3	0	0	0	3.07
Temple-Inland #105/Z04	Diboll Lumber	211,016	6	0	5	0	5.69
		1,541,346	14	1	6	0	
Weighted Average for Category							1.8

Distribution Centers			Total OSHA Log Cases (OSHA 300 log sum of col. G+H+I+J)	LWDC (OSHA 300 log col. H)	RWDC (OSHA log col. I)	Fatalities (OSHA log col. G)	Total IR
COMPANY	CITY/Location Name	Hours					
International Paper	Clifton - X, NJ *	143,410	0	0	0		0.0
International Paper	Cincinnati - X, OH *	139,700	0	0	0		0.0
International Paper	Denver- X, CO *	134,603	0	0	0		0.0
International Paper	Stone Mountain, GA *	123,031	0	0	0		0.0
International Paper	Salt Lake City - X, UT *	113,672	0	0	0		0.0
International Paper	Dallas, TX *	109,255	0	0	0		0.0
International Paper	Greensboro-X, NC *	107,056	0	0	0		0.0
International Paper	Camp Hill, PA *	102,813	0	0	0		0.0
International Paper	Minneapolis - X, MN *	100,154	0	0	0		0.0
International Paper	Rochester - X, NY *	98,468	0	0	0		0.0
International Paper	Valley View, OH *	91,409	0	0	0		0.0
International Paper	Portland, OR - X *	90,948	0	0	0		0.0
International Paper	Reynosa, Tam., OO *	90,486	0	0	0		0.0
International Paper	Hayward/Packaging, CA *	85,871	0	0	0		0.0
International Paper	Vancouver, OO *	81,265	0	0	0		0.0
International Paper	Hayward/Printing, CA *	74,450	0	0	0		0.0
International Paper	Addison, IL *	69,204	0	0	0		0.0
International Paper	Morrisville, NC *	63,893	0	0	0		0.0
International Paper	Fenton, MO *	61,195	0	0	0		0.0
International Paper	Saalfeld - Atlanta, GA *	60,348	0	0	0		0.0
International Paper	Nashville, TN *	59,197	0	0	0		0.0
International Paper	Houston - X, TX *	57,224	0	0	0		0.0
International Paper	Columbia-X, SC *	56,942	0	0	0		0.0
International Paper	Orlando - X, FL *	47,409	0	0	0		0.0
International Paper	Brampton, OO *	45,056	0	0	0		0.0
International Paper	Salem, VA *	42,403	0	0	0		0.0
International Paper	Ankeny, IA *	40,790	0	0	0		0.0
International Paper	El Paso- X, TX *	40,463	0	0	0		0.0
International Paper	Oklahoma City- X, OK *	38,822	0	0	0		0.0
International Paper	Wilkes-Barr, PA *	38,815	0	0	0		0.0
Mohawk Fine Papers, Inc.	Albany, NY	36,741	0	0	0	0	0.0
International Paper	Salt Lake City-Z, UT *	36,181	0	0	0		0.0
International Paper	Indianapolis - X, IN *	36,042	0	0	0		0.0
International Paper	Omaha- X, NE *	35,148	0	0	0		0.0
International Paper	Ashland, VA *	35,020	0	0	0		0.0
International Paper	Cheektowago, NY *	34,085	0	0	0		0.0
International Paper	West Haven, CT *	33,098	0	0	0		0.0
International Paper	Grove City, OH *	31,433	0	0	0		0.0
International Paper	Lynchburg, VA *	30,219	0	0	0		0.0
International Paper	Norfolk, VA *	28,014	0	0	0		0.0
International Paper	Springfield, MO *	27,955	0	0	0		0.0
International Paper	Tulsa-X, OK *	27,676	0	0	0		0.0
International Paper	New York, NY *	27,272	0	0	0		0.0

International Paper	Cincinnati Nat. Accts, OH *	27,086	0	0	0	0.0
International Paper	Fresno, CA *	26,659	0	0	0	0.0
International Paper	Wichita, KS *	26,340	0	0	0	0.0
International Paper	Billings, MT *	25,959	0	0	0	0.0
International Paper	Calgary, OO *	25,907	0	0	0	0.0
International Paper	Miramar, FL *	25,455	0	0	0	0.0
International Paper	San Antonio-X, TX *	25,141	0	0	0	0.0
International Paper	Syracuse, NY *	23,997	0	0	0	0.0
International Paper	Memphis- X, TN *	23,508	0	0	0	0.0
International Paper	Honolulu, HI *	23,477	0	0	0	0.0
International Paper	Salt Lake City - W, UT *	23,079	0	0	0	0.0
International Paper	Ft. Smith, AR *	22,115	0	0	0	0.0
International Paper	Sacramento-X, CA *	19,315	0	0	0	0.0
International Paper	Memphis Nat. Accts, TN *	18,845	0	0	0	0.0
International Paper	Sparks, NV *	18,447	0	0	0	0.0
International Paper	Greenville-X, SC *	18,335	0	0	0	0.0
International Paper	Fort Wayne-Corp, IN *	16,907	0	0	0	0.0
International Paper	Edmonton, OO *	16,896	0	0	0	0.0
International Paper	Alexandria, LA *	16,412	0	0	0	0.0
International Paper	Erie, PA *	16,041	0	0	0	0.0
International Paper	Boise, ID *	15,302	0	0	0	0.0
International Paper	Topeka, KS *	14,957	0	0	0	0.0
International Paper	La Mirada, CA Nat. Accts *	14,755	0	0	0	0.0
International Paper	Albuquerque - X, NM *	14,043	0	0	0	0.0
International Paper	Little Rock - X, AR *	13,886	0	0	0	0.0
International Paper	Stevens Point, WI *	13,017	0	0	0	0.0
International Paper	Colorado Springs-X, CO *	12,907	0	0	0	0.0
International Paper	Columbia, MO *	12,453	0	0	0	0.0
International Paper	Joplin, MO *	12,362	0	0	0	0.0
International Paper	Shreveport, LA *	12,062	0	0	0	0.0
International Paper	El Paso Custom Svcs, TX *	11,968	0	0	0	0.0
International Paper	Fargo, ND *	11,889	0	0	0	0.0
International Paper	San Diego - X, CA *	11,801	0	0	0	0.0
International Paper	Albany - X, NY *	11,604	0	0	0	0.0
International Paper	Cleveland, OH *	10,749	0	0	0	0.0
International Paper	Appleton, WI *	10,596	0	0	0	0.0
International Paper	New York - Stratlgic, NY *	10,480	0	0	0	0.0
International Paper	Wilmington, NC *	9,858	0	0	0	0.0
International Paper	Troy, MI *	9,709	0	0	0	0.0
International Paper	Cincinnati- Arvey, OH *	9,617	0	0	0	0.0
International Paper	Denver - Ps, CO *	9,370	0	0	0	0.0
International Paper	Las Vegas - X, NV *	8,897	0	0	0	0.0
International Paper	Irvine, CA *	8,647	0	0	0	0.0
International Paper	Portland, OR *	8,597	0	0	0	0.0
International Paper	Burlington, NJ *	8,494	0	0	0	0.0
International Paper	Jacksonville - X, FL *	8,485	0	0	0	0.0
International Paper	Indianapolis- Arvey, IN *	8,190	0	0	0	0.0
International Paper	Kansas City, MO *	7,700	0	0	0	0.0
International Paper	Chicago, IL *	7,580	0	0	0	0.0
International Paper	Omaha, NE - Nat. Accts *	7,364	0	0	0	0.0

International Paper	Yakima, WA *	7,331	0	0	0	0.0
International Paper	Salt Lake City- Ps, UT*	7,169	0	0	0	0.0
International Paper	Kimberly, WI *	7,083	0	0	0	0.0
International Paper	San Diego-P&G/Areo, CA *	7,079	0	0	0	0.0
International Paper	Spokane, WA *	6,977	0	0	0	0.0
International Paper	Bristol, TN *	6,764	0	0	0	0.0
International Paper	Winston Salem, NC *	6,660	0	0	0	0.0
International Paper	Lexington, KY *	6,526	0	0	0	0.0
International Paper	Davenport, IA *	6,309	0	0	0	0.0
International Paper	Baltimore, MD *	6,299	0	0	0	0.0
International Paper	E. Syracuse, NE *	6,035	0	0	0	0.0
International Paper	Dayton P & G, OH *	6,007	0	0	0	0.0
International Paper	Stockton, CA *	5,893	0	0	0	0.0
International Paper	St. Louis-P&G/Lilburn, MO *	5,879	0	0	0	0.0
International Paper	Louisville -Arvey, KY *	5,673	0	0	0	0.0
International Paper	Louisville-P&G, KY *	5,628	0	0	0	0.0
International Paper	Norcross, GA *	5,534	0	0	0	0.0
International Paper	Fairfax, VA *	5,531	0	0	0	0.0
International Paper	Augusta, GA *	5,531	0	0	0	0.0
International Paper	Orem, UT *	5,452	0	0	0	0.0
International Paper	Van Nuys, CA *	5,416	0	0	0	0.0
International Paper	Buffalo Grove, IL *	5,285	0	0	0	0.0
International Paper	Bloomington, MN *	5,259	0	0	0	0.0
International Paper	Austin, TX *	5,237	0	0	0	0.0
International Paper	Tempe, AZ *	5,216	0	0	0	0.0
International Paper	Gardena, CA *	5,199	0	0	0	0.0
International Paper	Pittsburgh- Arvey. PA *	5,178	0	0	0	0.0
International Paper	El Paso -P&G, TX *	5,135	0	0	0	0.0
International Paper	St Petersburg, FL *	5,131	0	0	0	0.0
International Paper	Tampa-P&G, FL *	5,124	0	0	0	0.0
International Paper	Dayton-X, OH *	4,971	0	0	0	0.0
International Paper	Richmond-P&G, VA *	4,949	0	0	0	0.0
International Paper	Raleigh, NC *	4,939	0	0	0	0.0
International Paper	Seattle, WA *	4,931	0	0	0	0.0
International Paper	San Jose, CA *	4,850	0	0	0	0.0
International Paper	Tulsa-P&G, OK *	4,796	0	0	0	0.0
International Paper	Philadelphia P&G / Spg Gdn *	4,782	0	0	0	0.0
International Paper	Newport, DE *	4,752	0	0	0	0.0
International Paper	Houston-P&G/Taylor, TX *	4,743	0	0	0	0.0
International Paper	Philadelphia-P&G, PA *	4,664	0	0	0	0.0
International Paper	Charleston-X, SC *	4,551	0	0	0	0.0
International Paper	Lubbock, TX *	4,506	0	0	0	0.0
International Paper	Sacramento-P&G/Vine, CA *	4,477	0	0	0	0.0
International Paper	Chattanooga, TN *	4,472	0	0	0	0.0
International Paper	Rochester, NY *	4,464	0	0	0	0.0
International Paper	Eugene, OR *	4,408	0	0	0	0.0
International Paper	Colorado Springs - Ps, CO *	4,395	0	0	0	0.0

International Paper	Stamford, CT *	4,344	0	0	0	0.0
International Paper	Anaheim, CA *	4,341	0	0	0	0.0
International Paper	Flint, MI *	4,337	0	0	0	0.0
International Paper	Montclair, CA *	4,324	0	0	0	0.0
International Paper	Los Angeles, CA *	4,304	0	0	0	0.0
International Paper	Roseville-P&G, MI *	4,301	0	0	0	0.0
International Paper	Salt Lake City- Arvey, UT *	4,233	0	0	0	0.0
International Paper	Little Rock P&G, AR *	4,229	0	0	0	0.0
International Paper	Oklahoma City-P&G, OK *	4,218	0	0	0	0.0
International Paper	St. Louis-P&G/Kings, MO *	4,163	0	0	0	0.0
International Paper	Santa Ana, CA *	4,162	0	0	0	0.0
International Paper	Jacksonville -P&G, FL *	4,152	0	0	0	0.0
International Paper	Havertown, PA *	4,124	0	0	0	0.0
International Paper	Columbus, OH *	4,117	0	0	0	0.0
International Paper	Ann Arbor, MI *	4,085	0	0	0	0.0
International Paper	Charlotte-P&G/Mint, NC *	4,028	0	0	0	0.0
International Paper	Ft Lauderdale, FL *	3,982	0	0	0	0.0
International Paper	Minneapolis-P&G, MN *	3,911	0	0	0	0.0
International Paper	Rochester P&G, NY *	3,853	0	0	0	0.0
International Paper	Berkeley, CA *	3,740	0	0	0	0.0
International Paper	Memphis-P&G/Quince, TN *	3,668	0	0	0	0.0
International Paper	Farmingdale, NY *	3,529	0	0	0	0.0
International Paper	Orlando-P&G/Colonial, FL *	3,482	0	0	0	0.0
International Paper	Quincy, MA *	3,379	0	0	0	0.0
International Paper	San Antonio-P&G, TX *	3,379	0	0	0	0.0
International Paper	Hackensack, NJ *	3,363	0	0	0	0.0
International Paper	Westbury, NY *	3,359	0	0	0	0.0
International Paper	Lansing, MI *	3,336	0	0	0	0.0
International Paper	Wenatchee, WAS *	3,269	0	0	0	0.0
International Paper	Indianapolis-P&GIN *	3,259	0	0	0	0.0
International Paper	Livonia, MI *	3,253	0	0	0	0.0
International Paper	Woburn, MA *	3,246	0	0	0	0.0
International Paper	Grand Rapids P & G, MI *	3,222	0	0	0	0.0
International Paper	Oak Park, MI *	3,175	0	0	0	0.0
International Paper	Port Huron, MI *	3,164	0	0	0	0.0
International Paper	Memphis-P&G/Union, TN *	3,148	0	0	0	0.0
International Paper	Scranton, PA *	3,094	0	0	0	0.0
International Paper	Willow Grove, PA *	3,093	0	0	0	0.0
International Paper	Greenville-P&G, SC *	3,080	0	0	0	0.0
International Paper	North Canton, OH *	2,988	0	0	0	0.0
International Paper	Sioux City, IA *	2,985	0	0	0	0.0
International Paper	Ft. Wayne, IN *	2,864	0	0	0	0.0
International Paper	Albuquerque-P&G, NM *	2,791	0	0	0	0.0
International Paper	Lenexa, KS *	2,737	0	0	0	0.0
International Paper	Cherry Hill, NJ *	2,699	0	0	0	0.0
International Paper	Utica, NY *	2,662	0	0	0	0.0
International Paper	Virginia Beach, VA *	2,537	0	0	0	0.0
International Paper	Centennial, CO *	2,496	0	0	0	0.0
International Paper	Mentor, OH *	2,461	0	0	0	0.0

International Paper	Tallahassee, FL *	2,448	0	0	0	0.0
International Paper	Houston-P&G/Glen, TX *	2,322	0	0	0	0.0
International Paper	Albany P&G, NY *	2,309	0	0	0	0.0
International Paper	Cedar Rapids, IA *	2,288	0	0	0	0.0
International Paper	Brampton, OO *	2,253	0	0	0	0.0
International Paper	Greensboro Scrh, NC *	2,253	0	0	0	0.0
International Paper	Markham, OO *	2,253	0	0	0	0.0
International Paper	West Hartford, CT *	2,232	0	0	0	0.0
International Paper	Miami P & G, FL *	2,213	0	0	0	0.0
International Paper	Issaquah, WA *	2,176	0	0	0	0.0
International Paper	Clifton-P&G, NJ *	2,171	0	0	0	0.0
International Paper	Marietta, GA *	2,102	0	0	0	0.0
International Paper	Atlanta, GA *	2,070	0	0	0	0.0
International Paper	Addison, TX *	1,945	0	0	0	0.0
International Paper	Las Vegas P&G, NV *	1,893	0	0	0	0.0
International Paper	Chicago, IL *	1,866	0	0	0	0.0
International Paper	Ft Worth, TX *	1,851	0	0	0	0.0
International Paper	Farmington Hills, MI *	1,805	0	0	0	0.0
International Paper	Lawrenceville, NJ *	1,789	0	0	0	0.0
International Paper	Dearborn, MI *	1,611	0	0	0	0.0
International Paper	Ft. Meyers, FL *	1,596	0	0	0	0.0
International Paper	Allentown, PA *	1,419	0	0	0	0.0
International Paper	Chatsworth, CA *	1,229	0	0	0	0.0
International Paper	Boulder, CO *	1,164	0	0	0	0.0
International Paper	Greenville-lip/Faris, SC *	1,144	0	0	0	0.0
International Paper	Phoenix P & G, AZ *	1,126	0	0	0	0.0
International Paper	Knoxville-lip/Kings, TN *	987	0	0	0	0.0
International Paper	Pewaukee, WI *	968	0	0	0	0.0
International Paper	Charleston-lip, SC *	831	0	0	0	0.0
International Paper	Columbia-lip/Main, SC *	827	0	0	0	0.0
International Paper	Roanoke-lip/Salem, VA *	744	0	0	0	0.0
International Paper	Spartanburg, SC *	744	0	0	0	0.0
International Paper	Bristol, VA *	718	0	0	0	0.0
International Paper	Mt Pleasant, SC *	670	0	0	0	0.0
International Paper	Huntsville, AL *	662	0	0	0	0.0
International Paper	Richmond West I I P, VA *	599	0	0	0	0.0
International Paper	Martinez, GA *	588	0	0	0	0.0
International Paper	North Kansas City, MO *	553	0	0	0	0.0
International Paper	Greensboro-lip/Battle, NC *	502	0	0	0	0.0
International Paper	Loveland, OH *	732,645	1	0	0	0.3
International Paper	Downey, CA *	266,911	1	0	1	0.7
International Paper	Olathe, NE *	198,897	1	0	1	1.0
International Paper	Hebron, KY *	192,677	1	0	0	1.0
International Paper	Hanover, MD *	143,913	1	0	0	1.4
International Paper	Harrisburg, PA *	118,076	1	0	0	1.7
International Paper	Westampton, NJ *	101,714	1	0	1	2.0
International Paper	Kent, WA *	80,537	1	1	0	2.5
International Paper	Phoenix - X, AZ *	72,863	1	0	1	2.7
International Paper	Charlotte-X, NC *	70,071	1	1	0	2.9
International Paper	Wilmington, MA *	129,125	2	1	1	3.1

International Paper	Glendale Heights, IL *	126,638	2	1	1		3.2
International Paper	Tampa - X, FL *	118,596	2	0	0		3.4
International Paper	Livonia, MI *	164,167	3	2	1		3.7
International Paper	Knoxville- X, TN *	51,253	1	1	0		3.9
International Paper	Louisville - X, KY *	48,633	1	0	1		4.1
International Paper	Grand Rapids - X, MI *	88,619	2	0	2		4.5
International Paper	Pewaukee - X, WI *	85,238	2	1	0		4.7
International Paper	La Mirada, Packaging, CA *	75,556	2	1	0		5.3
International Paper	Pittsburgh - X, PA *	58,887	2	1	1		6.8
International Paper	Birmingham, AL *	26,490	1	0	0		7.5
International Paper	Portland, ME *	24,894	1	0	0		8.0
International Paper	Arvada, CO *	5,400	1	0	0		37.0
International Paper	Cheektowaga, NY *	4,428	1	0	0		45.2
		7,069,484	33	10	11	0	
Weighted Average for Category	*= Non-Member						0.9

Sheeting & Sheet Feeder Plants			Total OSHA Log Cases (OSHA 300 log sum of col. G+H+I+J)	LWDC (OSHA 300 log col. H)	RWDC (OSHA log col. I)	Fatalities (OSHA log col. G)	Total IR
COMPANY	CITY/Location Name	Hours					
Boise White Paper	Jackson, AL	134,393	0	0	0	0	0.00
International Paper	Sumter, SC (NM)	106,501	0	0	0	0	0.00
Temple-Inland #082	Texas Sheets (San Antonio, TX)	86,881	0	0	0	0	0.00
International Paper	Hazleton, PA *	80,577	0	0	0	0	0.00
International Paper	Springhill, LA *	75,917	0	0	0	0	0.00
International Paper	Ft. Worth, TX *	63,609	0	0	0	0	0.00
International Paper	AR *	51,381	0	0	0	0	0.00
International Paper	Maryland Heights, MO *	46,897	0	0	0	0	0.00
International Paper	Huntsville, AL *	45,398	0	0	0	0	0.00
International Paper	Byesville, OH *	43,505	0	0	0	0	0.00
International Paper	Minneapolis, MN *	38,488	0	0	0	0	0.00
International Paper	Stockton, CA *	31,882	0	0	0	0	0.00
International Paper	Ontario, CA *	28,382	0	0	0	0	0.00
International Paper	Jacksonville, FL *	19,061	0	0	0	0	0.00
International Paper	Shreveport, LA *	17,529	0	0	0	0	0.00
International Paper	Edinburg, TX *	10,003	0	0	0	0	0.00
International Paper	Kennesaw, GA *	9,779	0	0	0	0	0.00
International Paper	Sturgis, MI **	93,310	1	0	0	0	2.14
Temple-Inland #079	Gateway Sheets - St. Louis, MO	90,236	1	0	1	0	2.22
International Paper	Greensboro, NC *	56,589	1	0	0	0	3.53
Temple-Inland #081	Midwest Sheets	112,043	2	1	0	0	3.57
Temple-Inland #078	Gilroy (Bay Sheets)	95,453	2	0	1	0	4.19
International Paper	San Leandro, CA *	42,046	1	0	0	0	4.76
International Paper	Dothan, AL *	28,433	1	0	0	0	7.03
International Paper	North Kansas City, MO *	46,764	2	0	0	0	8.55
		1,455,056	11	1	2	0	
Weighted Average for Category	*= Non-Member						1.5

Specialty Division			Total OSHA Log	LWDC	RWDC	Fatalities	Total IR
COMPANY	CITY/Location Name	Hours	Cases (OSHA 300 log sum of col. G+H+I+J)	(OSHA 300 log col. H)	(OSHA log col. I)	(OSHA log col. G)	
Mohawk Fine Papers	SCC, Cohoes, NY	258,106	0	0	0	0	0.00
Mohawk Fine Papers	Saybrook, Ashtabula, OH	141,289	0	0	0	0	0.00
Temple-Inland #157	Utica, NY	98,079	0	0	0	0	0.00
Domtar	Indianapolis Converting, IN	97,794	0	0	0	0	0.00
Temple-Inland #026	Graphics Resource Center, Indianapolis, IN	87,664	0	0	0	0	0.00
Green Bay Packaging	Winchester, VA	81,241	0	0	0	0	0.00
International Paper	Beaverton,OR *	68,907	0	0	0	0	0.00
Buckeye Lumberton	Lumberton, NC	36,114	0	0	0	0	0.00
International Paper	Hillsboro,OR *	30,672	0	0	0	0	0.00
Temple-Inland #444	Kennett Square, Toughkenamon PA	30,635	0	0	0	0	0.00
International Paper	Irvine,CA *	25,298	0	0	0	0	0.00
International Paper	Delaware,OH *	19,857	0	0	0	0	0.00
International Paper	Cypress,CA *	15,963	0	0	0	0	0.00
International Paper	Bentonville,AR *	7,854	0	0	0	0	0.00
International Paper	Cerritos,CA *	3,799	0	0	0	0	0.00
International Paper	Cincinnati,OH *	2,288	0	0	0	0	0.00
International Paper	Stone Mountain,GA *	1,715	0	0	0	0	0.00
International Paper	Charlotte,NC *	571,834	5	3	0	0	1.75
International Paper	Tucker,GA *	83,948	1	1	0	0	2.38
Green Bay Packaging	Green Bay, WI	278,469	5	0	3	0	3.59
Green Bay Packaging	Slitting(Four Locations)	40,751	1	0	0	0	4.91
International Paper	Richwood,KY *	41,860	2	1	1	0	9.56
Temple-Inland #292	Mack-Chicago- DEVCO	22,828	2	2	0	0	17.52
		2,046,963	16	7	4	0	
Weighted Average for Category	*= Non-Member						1.6

Woodlands			Total OSHA Log Cases (OSHA 300 log sum of col. G+H+I+J)	LWDC (OSHA 300 log col. H)	RWDC (OSHA log col. I)	Fatalities (OSHA log col. G)	Total IR
COMPANY	CITY/Location Name	Hours					
International Paper	Georgetown, SC *	174,716	0	0	0	0	0.00
International Paper	Prattville, AL *	67,521	0	0	0	0	0.00
International Paper	Shreveport, LA *	62,357	0	0	0	0	0.00
Temple-Inland	Forest Management	53,147	0	0	0	0	0.00
Temple-Inland	Diboll Fingerjointing	21,122	0	0	0	0	0.00
Green Bay Packaging	Fiber Resources, AR	32,890	1	0	0	0	6.08
		411,753	1	0	0	0	
Weighted Average for Category	*= Non-Member						0.5

Wood Products			Total OSHA Log Cases (OSHA 300 log sum of col. G+H+I+J)	LWDC (OSHA 300 log col. H)	RWDC (OSHA log col. I)	Fatalities (OSHA log col. G)	Total IR
COMPANY	CITY/Location Name	Hours					
Temple-Inland# 104/Z79	Cumberland City Gypsum	121,524	0	0	0	0	0.00
Temple-Inland #106/Z07	Diboll Particleboard	98,281	0	0	0	0	0.00
Temple-Inland #118/Z38	Monroeville	92,954	0		0	0	0.00
Temple-Inland #124	Thomson	90,130	0		0	0	0.00
Temple-Inland #114/Z78	McQueeney Gypsum	61,990	0	0	0	0	0.00
Temple-Inland #128/Z35	West Memphis Gypsum	38,236	0	0	0	0	0.00
Temple-Inland #109/Z05	Fingerjointing	21,122	0	0	0	0	0.00
Temple-Inland #968/Z80	Fredericksburg Gypsum	13,746	0	0	0	0	0.00
Temple-Inland #110/Z36	Fletcher Gypsum	122,384	1	0	1	0	1.63
Temple-Inland #112	Hope	109,325	1	0	0	0	1.83
Temple-Inland #108/ Z06	Diboll Fiber Products	106,993	1	0	0	0	1.87
Temple-Inland #107/Z70	Del-Tin Fiber	200,208	2	2	0	0	2.00
Temple-Inland #115/Y32	Mt. Jewett MDF	125,804	2	0	0	0	3.18
		1,202,696	7	2	1	0	
Weighted Average for Category							1.2

Recycle Collection Centers			Total OSHA Log Cases (OSHA 300 log sum of col. G+H+I+J)	LWDC (OSHA 300 log col. H)	RWDC (OSHA log col. I)	Fatalities (OSHA log col. G)	Total IR
COMPANY	CITY/Location Name	Hours					
RockTenn	Oakland	61,626	0	0	0	0	0.00
RockTenn	St. Louis	59,771	0	0	0	0	0.00
International Paper	Richmond, VA*	57,029	0	0	0	0	0.00
International Paper	Ohaha, NE*	50,357	0	0	0	0	0.00
International Paper	Fremont, CA*	43,394	0	0	0	0	0.00
Caraustar	Texarkana, TX	41,900	0	0	0	0	0.00
RockTenn	Columbus	41,798	0	0	0	0	0.00

RockTenn	Tampa	39,831	0	0	0	0	0.00
RockTenn	Jacksonville North	38,278	0	0	0	0	0.00
International Paper	Roseville,MN*	37,475	0	0	0	0	0.00
International Paper	Denver,CO*	34,653	0	0	0	0	0.00
Pratt Industries Recycling	Duncan, SC	31,343	0	0	0	0	0.00
Pratt Industries Recycling	Fayetteville, NC	30,939	0	0	0	0	0.00
RockTenn	Jacksonville South	30,673	0	0	0	0	0.00
RockTenn	St. Charles	29,514	0	0	0	0	0.00
International Paper	West Sacramento,CA*	29,424	0	0	0	0	0.00
RockTenn	Nashville	28,967	0	0	0	0	0.00
RockTenn	Orlando Taft	28,468	0	0	0	0	0.00
Pratt Industries Recycling	Shreveport, LA	28,279	0	0	0	0	0.00
International Paper	Itasca,IL*	27,878	0	0	0	0	0.00
International Paper	Wichita,KS*	27,855	0	0	0	0	0.00
RockTenn	Portland	27,800	0	0	0	0	0.00
International Paper	Phoenix,AZ*	26,923	0	0	0	0	0.00
RockTenn	Sacramento East	26,674	0	0	0	0	0.00
Caraustar	Dalton, GA (incl. Chattanooga)	25,400	0	0	0	0	0.00
International Paper	Baltimore,MD*	24,061	0	0	0	0	0.00
RockTenn	Louisville	23,844	0	0	0	0	0.00
International Paper	Salt Lake City,UT*	23,328	0	0	0	0	0.00
Caraustar	Doraville; GA	22,900	0	0	0	0	0.00
RockTenn	Augusta	22,376	0	0	0	0	0.00
Caraustar	Columbus	21,000	0	0	0	0	0.00
RockTenn	Cobb County	20,371	0	0	0	0	0.00
International Paper	Xalapa,MX*	20,216	0	0	0	0	0.00
Caraustar	Cleveland, OH	20,000	0	0	0	0	0.00
RockTenn	Orlando Sanford	19,491	0	0	0	0	0.00
RockTenn	Philadelphia	19,427	0	0	0	0	0.00
International Paper	Eugene,OR*	19,175	0	0	0	0	0.00
RockTenn	Kansas City	15,257	0	0	0	0	0.00
RockTenn	Fresno	13,921	0	0	0	0	0.00
RockTenn	College Park	13,664	0	0	0	0	0.00
RockTenn	Sacramento West	13,419	0	0	0	0	0.00
Pratt Industries Recycling	Nashville, TN	13,203	0	0	0	0	0.00
Pratt Industries Recycling	Savannah, GA	11,776	0	0	0	0	0.00
RockTenn	Anchorage	11,651	0	0	0	0	0.00
RockTenn	Evansville	10,390	0	0	0	0	0.00
RockTenn	Southside Chicago	10,385	0	0	0	0	0.00
RockTenn	Bakersfield	8,719	0	0	0	0	0.00
International Paper	Monterrey. MX, *	6,576	0	0	0	0	0.00
Pratt Industries Recycling	Columbia,SC	6,143	0	0	0	0	0.00
Pratt Industries Recycling	Denton, TX	5,371	0	0	0	0	0.00

Pratt Industries Recycling	Memphis, TN	4,955	0	0	0	0	0.00
RockTenn	Gainesville	4,689	0	0	0	0	0.00
RockTenn	Torrance	139,679	1	1	0	0	1.43
RockTenn	San Jose	70,559	1	0	0	0	2.83
International Paper	Kent, WA *	57,026	1	0	0	0	3.51
International Paper	Beaverton, OR *	52,962	1	0	0	0	3.78
RockTenn	Miami	51,307	1	0	0	0	3.90
Pratt Industries Recycling	East Point, GA	51,237	1	0	1	0	3.90
International Paper	Norwalk, CA *	44,463	1	0	0	0	4.50
RockTenn	Seattle	69,225	2	1	0	1	5.78
RockTenn	Ft Lauderdale	34,091	1	0	0	0	5.87
International Paper	Des Moines, IA *	31,468	1	0	0	0	6.36
Caraustar	Hardeeville, SC	31,100	1	1	0	0	6.43
International Paper	Charlotte, NC *	25,393	1	1	0	0	7.88
International Paper	Carrollton, TX *	22,364	1	0	0	0	8.94
Pratt Industries Recycling	Winston, NC	15,292	1	0	1	0	13.08
International Paper	Memphis, TN *	30,362	2	0	0	0	13.17
Caraustar	Charlotte, NC	22,300	2	1	0	0	17.94
		2,061,386	19	5	2	1	
Weighted Average for Category	*= Non-Member						1.8

Fine Paper Converting			Total OSHA Log Cases (OSHA 300 log sum of col. G+H+I+J)	LWDC (OSHA 300 log col. H)	RWDC (OSHA log col. I)	Fatalities (OSHA log col. G)	Total IR
COMPANY	CITY/Location Name	Hours					
Domtar	Indianapolis, IN	97,139	0	0	0	0	0.00
Domtar	Dubois, PA	85,919	0	0	0	0	0.00
Domtar	Washington Court House, OH	80,846	0	0	0	0	0.00
Domtar	Dallas/Fort Worth, TX	65,422	0	0	0	0	0.00
Domtar	Addison, IL	51,250	0	0	0	0	0.00
Domtar	Tatum, SC	46,110	0	0	0	0	0.00
Domtar	Brownsville, TN	42,736	0	0	0	0	0.00
Domtar	Rock Hill, SC	74,433	1	0	0	0	2.69
Domtar	Owensboro, KY	70,167	1	1	0	0	2.85
Domtar	Ridgefields, TN	55,644	1	0	1	0	3.59
		669,666	3	1	1	0	
Weighted Average for Category							0.90


Safety


Green Bay Packaging Inc. Shipping Container Division Safety Celebration

On 4/27/11 employees at the Green Bay Packaging Inc. – Shipping Container Division in Green Bay, WI celebrated working over two years and 1 Million hours without sustain a lost workday injury. Burgers, brats, and all the fixings were prepared and served to all employees by the management team.



Employees at the GBP – Shipping Container Division enjoy some burgers and brats during their recent safety celebration.







HAGEMEYER[®]

NORTH AMERICA

YOUR MRO **SAFETY SOLUTIONS PROVIDER**
FOR THE PULP & PAPER INDUSTRY




SAFETY




- Eye Protection
- Face & Head Protection
- Hearing Protection
- Hand Protection
- Protective Clothing
- Respiratory Protection
- Fall Protection
- First Aid & Supplies
- Instrumentation/Gas Detection
- Signage & Identification
- Plant & General Safety
- Firefighting & Emergency Response
- Technical Services, Training, & Consulting




INDUSTRIAL MRO




- Cutting Tools
- Abrasives
- Machinery & Metrology
- Hand Tools
- Power Tools
- Coatings, Lubricants, & Chemicals
- Adhesives, Tape, & Packaging
- Facility Care
- Material Handling & Storage
- Power Transmission
- Mill Supplies
- Safety
- Electrical MRO

Price H. Hartman
Pulp and Paper Segment Manager
ph. 615-542-6482
phartman@hagemeyerna.com
www.hagemeyerna.com

1-3910-005

Child Proofing of Toxic Chemicals

By John Sunderland

As time goes on, predictable changes come about in our home life. As children grow older, they tend to move away and are not in your house all the time. Later, visits come about with grandchildren who tend to outgrow infancy and start going about your place with a keen interest in what they can find. Finding medicines and toxic chemicals could be devastating.

Everyone who has children visiting their homes should conduct an inspection to ensure that our “little ones” can stay clear of dangers. The Consumer Product Safety Commission says that one-third of poisonings occur among children under six come about when they find prescription drugs. They offer these suggestions:

- Take medications out of containers only when using them.
- Check your purse to ensure that medications are in lockable containers and put into a safe compartment.
- Keep your medications and other toxic materials locked up or away from where children can reach.
- Child-proof your home by taking a careful look at all the places that children can go.
- Keep local emergency numbers by the telephone. Poison centers can be reached 24 hours a day, seven days a week (800-222-1222).
- Train your children to recognize hazardous material and not to touch remembering, this is not a fool proof method of protection as children sometimes forgot the rules.

There is a continuing program called “Mr. Yuk”. A variety of decals/stickers are available via the Internet. Just search the net for “Mr. Yuk” and you will find a few hundred sources. Safety Departments can make this a home-centered program and provide stickers to employees as well or just share this information.



EMERGENCY RESPONSE TRAINING & EQUIPMENT SALES



Eddie Sisco
Ralph Johnson

SAVE LIVES.
SAVE MONEY.
SAVE JOBS.

- Structural & Incipient Fire Brigade
- Hazardous Materials Emergency Response
- Confined Space & High Angle Rescue
- Incident Command
- Oil Spill (SPCC)
- Standby Confined Space Rescue Teams
- Equipment Sales



Industrial Firefighting Training



Hazardous Materials Training



Confined Space Rescue Training

Emergency Response Services, Inc.

PO Box 680618 • Fort Payne, AL 35968

(256) 997-9087 • FAX: (256) 997-9041

www.erstraining.com

Fatal Accident

Accident Description:

- Victim:
Operator (45)
- Occupation:
Lift Truck Operator (since 2005)
- Date of Accident:
February 23, 2011
- Description:
Victim was hit and run over by another lifttruck truck during a truck loading operation. Victim was airlifted to hospital where he died later that day



Loading area: Entrance to lorry truck



Loading area and lift truck



Place where people must wait when a lift truck is in the loading area



The operator went through the passage and was hit by the backwards driving lift truck



Location of the operator under the lift truck



Finally – An Effective Plug Valve Lockout!




Do-it-yourself no more.

With Brady's new Plug Valve Lockout, you can easily secure manual plug valves to OSHA-compliant standards. Available in four sizes. The Plug Valve Lockout is an effective fit for any popular 1" to 6" diameter plug valves which represents 10% of the valves used in the industry.

To learn more about Brady's complete line of Lockout/Tagout solutions, visit www.bradyid.com/lockout.

DOES YOUR FACILITY COMPLY WITH OSHA AND EPA REGULATIONS FOR A CLEAN, DRY, SAFE WORKPLACE?

Brady can work with you to audit walkways, production areas, storage areas, outside areas of your plant(s) and more!



BEFORE

Whether you're protecting your employees or your equipment, Brady's SPC absorbents help keep work areas clean and safe from virtually any spill, drip, leak or greasy build up. Depending upon the application and absorbents used, facilities may save anywhere from 5-15% on their annual absorbent purchase and disposal costs.

Contact Brady at 1-888-272-3946 to request an on-site Environmental Survey Audit performed at your facility.

For more information, visit:
www.BradyID.com/spc

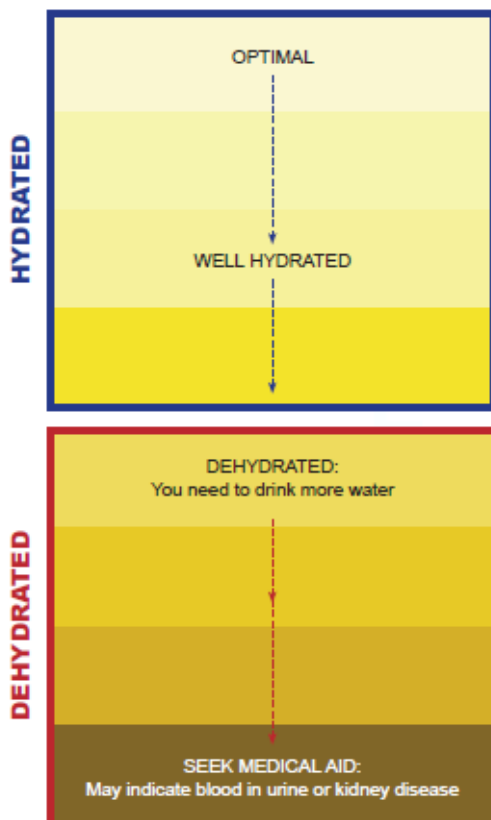


AFTER

Are You Hydrated?

Take the Urine Color Test

Urine Color Chart*



*This color chart is not for clinical use.

Water Consumption Table

Heat Category	WBGT Index, °F	Easy Work Water Intake (Quart/Hour)	Moderate Work Water Intake (Quart/Hour)	Hard Work Water Intake (Quart/Hour)
1	78° - 81.9°	1/4	1/4	1/4
2	82° - 84.9°	1/4	1/4	1
3	85° - 87.9°	1/4	1/4	1
4	88° - 89.9°	1/4	1/4	1
5	> 90°	1	1	1
Body Armor = +1P MOPP 4 = +1P Heat = sitting or standing in the shade if possible Easy Work = walking on a hard surface at less than 2 mph with less than a 20 pound load, weapon maintenance, map/compass/battery, GPS and canteen Moderate Work = patrolling, walking in the sand at 2.5 mph with no load, sandpiling, patrolling individual movement techniques (a light load) and canteen Hard Work = walking in the sand at 2.5 MPH with a load, heat, canteen The fluid replacement volumes will sustain performance and hydration for at least 4 HOURS of work in the specified heat category. Fluid needs can vary based on individual differences and exposure to full sun or full shade. CAUTION: Hourly fluid intake should not exceed 1.5 quarts. Daily fluid intake should not exceed 12 quarts.				

Purpose

- With normal kidney function, your level of hydration is indicated by the color of your urine. Some vitamins and supplements may cause a darkening of the urine unrelated to dehydration.
- Since heat-related illness often follows dehydration, this simple test will help protect your health.
- Dehydration also increases your risk for kidney stones.

How does it work?

- Match your urine color to closest color in the chart and read the hydration level on the chart.
- Watch the urine stream not the toilet water, as the water in the toilet will dilute your urine color.
- In response to dehydration, the kidneys conserve water and excrete more concentrated urine; the more concentrated the urine the darker the color.

Prevent Dehydration

- No amount of training or acclimatization can reduce the body's requirement for water.
- Follow the water consumption guidelines in the water consumption table.

<http://usachppm.apgea.army.mil>

CP-070-0408 (Also available as a tip card.)



SAFETY ALERT !!

Classification: Near Miss
(Near Miss, First Aid, Recordable)

Work ☒ Home ☐

Dept: Shipping

Date of Occurrence: 12/05/10

What Happened?

Two employees were operating lift trucks in the Shipping Warehouse. They were travelling down the same running aisle, but were not aware of each others presence. As one employee backed into the running aisle the other employee entered the running aisle running forward and the two trucks collided. Neither employee was injured.

This is a good example of how the **States** of **Complacency** and **Rushing** can lead to the **Critical Error** of **Line of Fire**.



Remember Safety First!!!

Classification: Information
(Near Miss, First Aid, Recordable)

Work X Home ☐

Dept: All Departments

Date of Occurrence: 05/06/11

Will This Happen In Your Area?

When signage and labeling becomes neglected they become illegible or completely missing. The problem with this is that you may not even know they are gone until the hazard that they were intended to warn you of causes an injury.


We must immediately:

- Verify that all of our signs and labels are intact, legible, and that the information on the sign or label is adequate and accurate
- Verify that no signs or labels are missing and ensure that signs are in place where needed
- Implement a system that will ensure that signs and labels are kept current and fresh in the future



Don't let the sign that cannot be read cause our next injury!!!

Forklift Modification



The following picture shows some modifications that a Weyerhaeuser sawmill made to the steps of their Cats.

- They installed 1/4" X 1 1/4" serrated steel plate along the side of the steps to provide better traction for drivers entering and exiting the cab.
- As this change provides for a very “grabbing” and aggressive step, mills should ensure that drivers are using correct 3-point contact when entering or exiting the cabs. A slip could result in a nasty contusion to the shin if it contacts this material.



AMERICAN

EMERGENCY **R**ESPONSE **T**RAINING



Confined Space Simulators, Arizona



High Angle Rescue, Texas



Structural Fire Brigade, Louisiana



Incident Management, Hoover Dam

American ERT has provided emergency response training for major industrial response teams both nationally and internationally for the past 19 years.

American ERT has representatives on many National Safety committees. This allows AERT to keep their clients up to date with regulations, standards and best practices.



Industrial Firefighting

www.americanert.com

(865) 609-7020
Knoxville, TN St Thomas, USVI



Safety and Energy Savings Solutions at your dock and door openings



**Smooth Transition
Dock Levelers**



Vehicle Restraints
The most effective way to prevent accidents caused by trailer separation and vertical or horizontal movement.



Revolution Fans
An industrial ceiling fan that helps drive down energy costs while improving employee comfort.



Frommel® Seals and Shelters
with the new PitMaster underleveler seal for maximum energy savings



Barrier Systems
Discover new cost-effective solutions to help keep your people safe and reduce equipment and product damage.



Rite-Hite Industrial FasTrax Doors
The safest, most efficient and most reliable high speed doors in the industry.

Contact Dan Quarles, VP Sales - Paper Industry Specialist
dquarles@ritehite.com 727-644-2258 800-456-0600

Rite-Hite Corporation
8900 N Arbon Drive * Milwaukee, WI 53223 * 800-456-0600 * www.ritehite.com



The Legal Corner

By: Eric E. Hobbs

Eric E. Hobbs
Michael Best & Friedrich LLP
eehobbs@michaelbest.com
414-225-4991

Federal OSHA is on a roll, hard at work in the field, enforcing its standards and the OSH Act with gusto. The Agency also is in the process of developing and issuing new enforcement initiatives, guidances and notices of rules. Here are some highlights:

- As you likely know, OSHA published new penalty guidelines that took effect last October 1. Among other things, they increase the average proposed penalty for a serious citation item from \$1,000 to \$3,500; extend the “look back” period for repeat citations from three to five years; reduce the penalty discount for employer size; provide that an employer’s history of violations will only increase a penalty if the history is bad, but will not decrease the penalty if the history is good; and limit an Area Director’s authority to reduce a penalty at an informal conference by more than 40% without the blessing of his or her Regional Office. OSHA reports that the average penalty, since the new guidelines took effect and through May 31, has increased to approximately \$2000.
- OSHA’s just-published, semi-annual regulatory agenda lists the following as its priorities for the next six months:
 - Final rules
 - Confined spaces in construction
 - Hazard Communication (global harmonization of labeling)
 - Electric power transmission and distribution; electrical protective equipment
 - Proposed rule: Crystalline silica
 - Pre-rules
 - Beryllium
 - Food flavorings containing diacetyl and diacetyl substitutes
 - Bloodborne pathogens
- OSHA on May 26 published an announcement of a soon-to-be published final rule under the Agency’s “Standards Improvement Project”. That project, which was prompted by the President’s January Executive Order 13563 (called “Improving Regulation and Regulatory Review”), requires “periodic review of OSHA regulations with the goal of improving and eliminating those that are confusing, outdated, duplicative or inconsistent”. The final rule will provide the following, among other things:
 - Revisions of OSHA’s Respiratory Protection Standard addressing air cylinder testing, after-market cylinders and the application of the standard where employees choose, rather than are required, to use a respirator.
 - An update of the definition of “potable water” to be consistent with current U.S. Environmental Protection Agency standards.

- Deletion of certain requirements for employers to transmit exposure and medical records to NIOSH.
- An update and “streamlining” of OSHA’s requirement that employers use only slings marked with manufacturers’ loading information.
- OSHA’s proposed “clarification” of its cooperative programs would:
 - “Clarify the ability of [OSHA] to define sites which would receive inspections regardless of Safety and Health Achievement and Recognition Program (‘SHARP’) exemption status” (in other words, make SHARP participants subject to inspections they are presently exempt from);
 - Along the same lines, “[a]llow CSHOs to proceed with enforcement visits resulting from referrals at sites undergoing Consultation visits and at sites that have been awarded SHARP status”; and
 - “Limit the deletion period from OSHA’s programmed inspection schedule for those employers participating in the SHARP program”.

In other words, the overall (intended) result very likely would be fewer participants in OSHA’s cooperative programs leading to fewer resources having to be allocated to those programs and, therefore, to the availability of more money for enforcement.

- OSHA also has proposed amending the OSHA 300 Log to add a column for recording whether an injury/illness also is a musculoskeletal disorder, or “MSD”. The column originally was part of OSHA’s proposed revision of its Recordkeeping Rule in 2002, but that provision of the proposal was dropped.
- The total number of citations OSHA issued from FY 2006 through FY 2010 increased 15.3%. The number of serious citations during that period increased 22.1%. The number of repeat violations during that period increased 8.1% and the number of willful violations during that period increased by 217.1%. Notably, the number of other-than-serious citations issued during that period dropped 10.4%.
- OSHA’s “Severe Violator Enforcement Program”, or “SVEP”, has been in full swing now for a little bit more than a year.
 - As of May 31, OSHA had classified 150 cases as involving “bad actor” employers and treated them as SVEP cases.
 - Cases subject to possible handling as SVEP cases are a) those involving fatalities (18% of those to date) or catastrophes, b) those involving industrial operations or processes that expose employees to “high-emphasis hazards” (67% of those to date), c) those that expose employees to hazards related to the potential release of highly hazardous chemicals, or d) those justifying what OSHA calls “egregious case enforcement”, that is, per-instance or per-employee citation.
 - SVEP cases can result in such per-instance or per-employee citations; enhanced follow-up inspections; nationwide referrals for additional inspection or monitoring; increased publicity like the use of press releases; enhanced settlement provisions (for example, the hiring of a full-time safety specialist, the allowance of inspections without warrant for a certain period of time, periodic reports to OSHA, and the like); and the use of federal court enforcement actions, often called “Section 11(b)” actions (named after the section of the Occupational Safety and Health Act that authorizes them); and corporate-wide (now called “enterprise”) settlement agreements.

- One recent SVEP case involved a lumber company in Alabama, which was cited by OSHA for 13 alleged willful violations of OSHA's lockout/tagout, fall protection and machine guarding standards. The company had received 77 citations since 2007.
- OSHA issued a revised National Emphasis Program ("NEP") for recordkeeping. The original NEP had been launched in the fall of 2009, but had not generated the number or "quality" of citations for recordkeeping violations that OSHA had anticipated. So the Agency withdrew the program suddenly early in 2010, refashioned it to provide different criteria for employer targeting and, in December of 2010, reported that it had found recordkeeping violations in 60% of the 192 inspections that had been conducted under the revised NEP. What kind of "recordkeeping violations" OSHA did not say. So it remains unclear whether the program has found, as OSHA suspected it would, gross underreporting and misreporting by employers.
- OSHA has announced that it soon will be issuing a new confined spaces directive, which will "clarify" that "OSHA prohibits entry into confined spaces unless explosive risks are controlled by isolation of the space along purging, inerting, flushing or ventilating the space". The directive was prompted by a recommendation by the Chemical Safety and Hazard Investigation Board pursuant to a chemical fire in 2007 at an Xcel Energy hydroelectric plant in Colorado. Congress also has been focusing this year on occupational safety and health matters.

Representatives and Senators in both chambers have introduced legislation that would amend, to a lesser or a greater extent depending upon the bill, the Occupational Safety and Health Act. The Robert C. Byrd Miner Safety and Health Act, which died with the last Congress, has been reintroduced in the Senate by Senator Rockefeller but it is unlikely to emerge from committee, at least in its introduced form. Despite its title, the proposed legislation would do more to change the law of occupational safety and health than the law of mine safety and health. The attempt at OSH Act reform that preceded the Robert C. Byrd Miner Safety and Health Act, called the Protecting America's Workers Act, has been reintroduced in the House by Representative Woolsey. But it, too, is unlikely to emerge from Committee, at least in its introduced form.

Congress also has expressed general concern about the efforts of government agencies, like OSHA, to propose and to enforce regulations that might adversely impact economic growth or job creation. Consequently, in February, the House passed a resolution that directs all its committees to review both proposed *and* existing federal regulations for any such impact. Congressional oversight of agency activity, including OSHA's, is likely to be vigorous in the wake of that resolution.

Eric Hobbs is a partner in the Milwaukee office of Michael Best & Friedrich LLP. He serves as counsel to PPSA and is the Management Co-Chair of the American Bar Association's Occupational Safety and Health Law Committee.

000000-0374\9559238.1

Eye on Ergonomics – Back to School


ERGO RISK

Ergonomics for Children

Kidz Ergo

Pint-sized Ergonomics

- **Let's keep this simple: Adult furniture does not fit kids.**
 - Poorly set-up work and play environments can lead to discomfort in adults or children.
 - On the whole, adults and children continue to spend more and more time seated in front of computers and video game stations.
 - We need to ensure that our kids study and play safe.
- **Here are some simple tips to help:**
 - When setting up your child's computer, buy children's furniture OR furniture that has adjustable legs (example – IKEA table top and adjustable legs)
http://www.ikea.com/ms/en_CA/rooms_ideas/vika/index.html.
 - Make sure the keyboard and mouse are on the same surface and at your child's elbow height.
 - Consider purchasing keyboards or trackballs that are kid-sized.
<http://www.askergoworks.com/kids.aspx>
 - Purchase a height adjustable monitor and lower the monitor as much as possible.
 - Provide a chair that can adjust in height so that it will continue to fit children as they grow.
- **What can you do in the short term?**
 - Provide flat cushions for your children to sit on so that their elbows are at the same height as the table.
 - Put pillows behind your child's back to push them forward and to support their back.
 - Provide your children with a footrest (e.g. phone books, a box) so that they can sit with their back and feet supported.



Shortcut Tip Ctrl + Z, to UNDO (or multiple times) to Repeat UNDO formatting in Microsoft Applications

ErgoRisk © 2008

Excellence | Growth | Durability | Passion

www.ergorisk.com

For additional tips and information on *Industrial Toolbox Talks* click on the following link:
[Take Responsibility \(http://ergorisk.com/index.php?option=com_content&task=category§ionid=1&id=26&Itemid=54\)](http://ergorisk.com/index.php?option=com_content&task=category§ionid=1&id=26&Itemid=54)

Information brought to you by David Coates
 ErgoRisk Management Group

Excellence | Growth | Durability | Passion

Disclaimer: Materials for this publication were developed to support the sharing of information on the identification and control of hazards in the paper, converting and recycling industry. The materials are not comprehensive, are not intended to provide specific advice on particular equipment or processes and are not intended to be a substitute for a comprehensive approach based on sound design, installation, maintenance, operating, and training practices. These materials should not be relied upon to achieve compliance with any laws or other requirements. PPSA and its members and other contributors to these materials do not assume any responsibility for the user's compliance with applicable laws or other requirements, nor for any persons relying on the information contained in these materials.



2011 PPSA Sponsorship

The Pulp & Paper Safety Association operates as a non-profit forest products industry association dedicated solely to safety. A key goal of the association is to provide our membership services at a minimal cost. The current low cost of PPSA membership and safety services is made possible by substantial monetary sponsorship from companies and vendors. These vital PPSA sponsors are recognized on the follow pages.

We'd like to thank the following for participation and partnership with the Pulp and Paper Safety Association!



Platinum Level Sponsors:

EMERGENCY RESPONSE TRAINING & EQUIPMENT SALES

Emergency Response Services, Inc.

Eddie Sisco
Ralph Johnson

**SAVE LIVES.
SAVE MONEY.
SAVE JOBS.**

- Structural & Incipient Fire Brigade
- Hazardous Materials Emergency Response
- Confined Space & High Angle Rescue
- Incident Command
- Oil Spill (SPCC)
- Standby Confined Space Rescue Teams
- Equipment Sales

Industrial Firefighting Training

Hazardous Materials Training

Confined Space Rescue Training

www.erstraining.com

Emergency Response Services, Inc.
PO Box 680618 • Fort Payne, AL 35968
(256) 997-9087 • FAX: (256) 997-9041

Safety and Energy Savings Solutions at your dock and door openings

RITE HITE

Vehicle Restraints
The most effective way to prevent accidents caused by trailer separation and vertical or horizontal movement.

Smooth Transition Dock Levelers

Revolution Fans
An industrial ceiling fan that helps drive down energy costs while improving employee comfort.

Frommelt's Seals and Shelters
with the new PibMaster undersealer seal for maximum energy savings

Barrier Systems
Discover new cost-effective solutions to help keep your people safe and reduce equipment and product damage.

Rite-Hite Industrial Fast Track Doors
The safest, most efficient and most reliable high speed doors in the industry.

Contact Dan Quarles, VP Sales - Paper Industry Specialist
dquarles@ritehite.com 727-644-2258 800-456-0600

Rite-Hite Corporation
8900 N Arbon Drive • Milwaukee, WI 53223 • 800-456-0600 • www.ritehite.com



**Finally –
An Effective Plug Valve Lockout!**

Do-it-yourself no more.
With Brady's new Plug Valve Lockout, you can easily secure manual plug valves to OSHA-compliant standards. Available in four sizes. The Plug Valve Lockout is an effective fit for any popular 1" to 6" diameter plug valves which represents 10% of the valves used in the industry.

To learn more about Brady's complete line of Lockout/Tagout solutions, visit www.bradyid.com/lockout.

DOES YOUR FACILITY COMPLY WITH OSHA AND EPA REGULATIONS FOR A CLEAN, DRY, SAFE WORKPLACE?

Brady can work with you to audit walkways, production areas, storage areas, outside areas of your plant(s) and more!

Whether you're protecting your employees or your equipment, Brady's SPC absorbents help keep work areas clean and safe from virtually any spill, drip, leak or greasy build up. Depending upon the application and absorbents used, facilities may save anywhere from 5-15% on their annual absorbent purchase and disposal costs.

Contact Brady at 1-888-272-3946 to request an on-site Environmental Survey Audit performed at your facility.

For more information, visit: www.BradyID.com/spc

BEFORE **AFTER**

AMERICAN
E M E R G E N C Y R E S P O N S E T R A I N I N G

Confined Space Simulators, Arizona

High Angle Rescue, Texas

Structural Fire Brigade, Louisiana

Incident Management, Hoover Dam

Industrial Firefighting

American ERT has provided emergency response training for major industrial response teams both nationally and internationally for the past 19 years.

American ERT has representatives on many National Safety committees. This allows AERT to keep their clients up to date with regulations, standards and best practices.

www.americanert.com

(865) 609-7020
Knoxville, TN St Thomas, USVI

SAC Environmental, Inc.

SAC Environmental is the national leader in asbestos material surveying and tracking. SAC Environmental has been serving the pulp and paper mill industry nationwide for 24 years.



SAC Environmental, Inc
Ponte Vedra Beach, Florida 32082
(904) 285-5400

The early detection of smoke or fire,
can make a **HUGE** difference



FireVu
Video Analytics for Smoke and Fire


Designed and Deployed Exclusively by:

- ✓ Video Surveillance
- ✓ Video Analytics
- ✓ Access Control
- ✓ Video Monitoring



United Security Alliance, Inc.
Specialist in Video Surveillance Systems
Nationwide Since 1985

www.usacctv.com • (866) 620-0505



Company Sponsors:



The George Kress Foundation Inc.



Green Bay Packaging, Inc.

Temple-Inland



SMURFIT-STONE 
solving it from all sides

MOHAWK FINE PAPERS

PULP & PAPER PPI
INTERNATIONAL



INTERNATIONAL  PAPER

Gold Level Sponsors:



The premier resource for environmental, health, and safety training programs
800-842-0466 www.safetyontheweb.com

ATTENTION!

Summit Promotes a Proud Partnership with the PPSA

Members Receive Exclusive Pricing on Expert EH&S Training Programs!



Today's featured story covers how the Pulp & Paper Safety Association has partnered with Summit Training Source to better serve the continuous improvement of safety throughout all aspects of the paper industry. **Summit is proud to say that this relationship will provide PPSA members' exclusive discounts on Summit's expert environmental, health and safety training courses!** Available in a variety of formats, each course from Summit teaches your workers best safety practices to reduce hazards and prevent costly accidents, as well as covers over 100 OSHA, DOT and EPA training topics. Check out the training choices that are making headlines:

- ✓ Summit Trainingweb® Online Courses and Learning Management
- ✓ Online OSHA 10 & 30 Hour Training
- ✓ Online HAZWOPER Training
- ✓ Summit Streaming Video
- ✓ DVD Training Productions

For more information on EH&S training discounts available exclusively to PPSA members from Summit visit:


www.safetyontheweb.com/ppsa/ >>

www.safetyontheweb.com
800.842.0466



PPSA member benefits include a **10% discount** on all Summit Training purchased through the PPSA web site! Visit PPSA on the web at www.ppsa.org to save!



Silver Level Sponsors:





HAGEMEYER
NORTH AMERICA

YOUR MRO **SAFETY SOLUTIONS PROVIDER**
FOR THE PULP & PAPER INDUSTRY

SAFETY


- Eye Protection
- Face & Head Protection
- Hearing Protection
- Hand Protection
- Protective Clothing
- Respiratory Protection
- Fall Protection

INDUSTRIAL MRO

- Cutting Tools
- Abrasives
- Machinery & Metrology
- Hand Tools
- Power Tools
- Coatings, Lubricants, & Chemicals
- Adhesives, Tape, & Packaging

- First Aid & Supplies
- Instrumentation/Gas Detection
- Signage & Identification
- Plant & General Safety
- Firefighting & Emergency Response
- Technical Services, Training, & Consulting

Price H. Hartman
Pulp and Paper Segment Manager
ph. 615-542-6482
phartman@hagemeyerna.com
www.hagemeyerna.com





**Safety Is Our Business,
Our Only Business.**

Safety Equipment	Technical Products	Services
Eye and Face Protection Prescription Eyewear Hearing Head Respiratory Protective Clothing Hand and Arm First Aid Signs and Identification Fall Protection Confined Space Spill Control Chemical Storage and Handling Traffic Control Ergonomics Facility Maintenance	Confined Space Monitors Multi and Single Gas Monitors Self-Contained Breathing Apparatus Supplied Air Respiratory Systems Automated External Defibrillators Photoionization Detectors (PID) Calibration Gas Fixed Point Gas Detection Industrial Hygiene Monitors Detector Pumps and Tubes Noise Dosimeters and SLM's Air Sampling Pumps and Accessories Gas Detection Badges	Factory –Authorized Repair Centers Certified Service Technicians Mobile Service Instrument Calibration Product Rentals Bench Testing and Cylinder Recharge Hydrostatic Testing Safety Shoe Program Rx Eyewear Program



1-800-669-1677 ■ www.orrsecurity.com



Bronze Level Sponsors:



National Mobile Health Programs

National provider of mobile health testing programs and complete database management. Services include Audiometric, Pulmonary Function (PFT), Respiratory Fit Testing both Qualitative & Quantitative, Respirator Medical Clearance, Vision Screens, & IH Monitoring.



ISN collects and verifies safety, procurement, quality and regulatory information from more than 25,000 contractors and suppliers. We then provide secure access to these qualified contractors and suppliers to more than 150 organizations around the globe.



**Contractor Safety Orientation
Employee OSHA Topics**

10157 SW Barbur Blvd, Suite 200-C Phone: (503) 244-0183
Portland, OR 97219-5910 Fax: (503) 244-0324
marketing@abbottsfield.com www.abbottsfield.com



Performance, Safety and Support

**Appleton RollMover™
Appleton Core Cutter's**

www.appletonmfq.com / 800-531-2002



◆Decommissioning ◆Licensing ◆Assessments ◆Audits/Surveys

RADIATION PROTECTION TRAINING

(352) 215-1231 State of Florida Approved Fax (904) 461-1327
questions@aec-radiation.com www.aec-radiation.com



Frommelt®

SAFETY PRODUCTS

Frommelt Safety Products provides solutions to help improve the safety of your facility.

- ◆ Machine Guards ◆ Retractable Safety Curtains
- ◆ Fume Extractors ◆ Perimeter Fencing
- ◆ Industrial Safety Products

Toll Free (800) 553-5560 ◆ Fax (563) 589-2776
www.frommeltsafety.com

Bronze Level Sponsors Cont'd:

**Pulp and Paper Safety
Association**

P.O. Box 531
Perry, FL 32348

PHONE:
(850) 584-3639

Contact:
John Sunderland
Secretary/Treasurer

ppsasecy@fairpoint.net

We're on the Web!

See us at:
www.ppsa.org

About our Organization**Membership Information**

Membership in the Association is by operating facility, such as a paper mill, box plant, sawmill, woodlands, etc. Approximately 380 operating facilities are currently members. Annual Membership is based on employee numbers. 1-50 employees is \$100, 51-100 employees is \$150, 101-200 employees is \$200, 201-500 is \$250 and 501 and up is \$300. Vendors are \$275

Membership in the Association has many advantages:

- Participation in the Annual Health and Safety Conference and service as a member of the Board of Directors provides an opportunity for personal and professional growth.
- The Pulp and Paper Safety Association is the ONLY national organization exclusively concerned with accident prevention in the forest product industry.
- The annual Conference provides great face-to-face networking opportunities.
- The Quarterly Report provides a way of bench-marking your own performance with others in similar operations.
- The Awards program provides a prestigious form of recognition to outstanding short-term and long-term safety performance by operating categories.
- The Association is an excellent forum for keeping up with latest OSHA standards.
- In-depth information on specific subjects is increasingly available at regional seminars. The cost of these seminars is minimized by virtue of holding them on a regional basis.
- The annual conference provides a fine external motivational boost to hourly Safety Committee members as recognition for their active participation in your safety program.
- The cost of membership is the lowest of any association to our knowledge.
- The attendance of vendors at our annual conference allows safety people to keep up with the latest safety equipment, tools and training.

Visit our website to complete the Application / Renewal Form