

Fourth Quarter, 2012
Volume 1, Issue 21



PPSA Quarterly Review

Pulp and Paper Safety Association (850) 584-3639

Website www.ppsa.org

Special Interest Articles:

- Chairman's Letter
- Safety Stats
- Legal Corner
- Safety
 - Safety Recalls and Alerts
- Conference Info
- About Us

Individual Highlights:

Chairman Letter 2

Safety Stats 3

Safety Articles 35

Legal Corner 42

Conference
Information 44

Our Sponsors 48


Meet a BOD 65

About our
Organization 67



Photo compliments of Tom Watson

A Letter from Our Chairman



Current Activities and Future Focus

Thank you for your ongoing support of PPSA, the only association focused on safety for the forest products industry. Our association plays a vital role in the success of our industry and your support fuels that success.

As you know PPSA entered into a service agreement with TAPPI to provide PPSA with management services and administrative resources. This will not alter PPSA's membership structure or Board of Directors and TAPPI's support will be largely transparent to our members. PPSA's mission remains unchanged: to bring [our industry workers, vendors, and visitors](#) home safe, and to serve as leaders and experts for safety in our industry.

This agreement will allow us to leverage TAPPI's experience and resources for the direct benefit of PPSA members in several ways:

- Administrative, financial, event planning and website services will be handled through TAPPI headquarters in [Norcross, GA](#).
- Increased administrative support means that your Board of Directors will be free to focus on higher-level strategic planning and development of targeted value propositions to enhance the PPSA member experience now and into the future.
- PPSA will benefit from TAPPI's technology and infrastructure investments, leveraging TAPPI's business relationships and purchasing power to provide us with cost savings, better service and improved flexibility.
- Drawing on TAPPI's experience, we can enhance PPSA's public relations activities, furthering our goal to promote PPSA and its activities within our industry, attract new members, and make it easier for member locations to promote PPSA within their organizations..

Of course, this is not the only thing PPSA has planned as we enter 2013. I would like to personally invite you to attend our 70th Annual Safety and Health Conference, June 9-12, 2013 in Colonial Williamsburg, VA. The event offers unparalleled networking opportunities and an outstanding forum for learning about "The Human Element of Safety" – this year's conference theme.

In addition, our new Safety Management/Leadership Course is back this year after an extremely successful start in 2012. The course is designed as a fundamentals course of modern safety management principles. Target audiences are front line supervisors, facility management and entry level safety/HR professionals. The course will be held April 10-11, 2013. Visit www.ppsa.org for additional details on the conference or course.

The benefits PPSA offers – and our ongoing efforts to expand these benefits – will ensure that you are ready to meet opportunity with action. Our partnership with TAPPI will help PPSA provide the resources our members need to thrive, in a changing world.

I welcome your feedback, questions and suggestions. Please drop me a note at chris.redfearn@weyerhaeuser.com. See you in Williamsburg!

General Chairperson – PPSA, Chris Redfearn

2012 Year-End Safety Stats

Paper Mills #1- 2 million and over hours worked			Total OSHA Log Cases (OSHA 300 log sum of col. G+H+I+J)	LWDC (OSHA 300 log col. H)	RWDC (OSHA log col. I)	Fatalities (OSHA log col. G)	Total IR
COMPANY	CITY/Location Name	Hours					
Evergreen Packaging	Canton, NC	2,530,673	2	1	0	0	0.16
Longview Fibre Paper& Pkg	Longview, WA	2,284,556	7	3	0	0	0.61
International Paper	Courtland,AL *	2,531,359	13	0	3	0	1.03
Domtar	Ashdown	2,057,805	11	8	0	0	1.07
Glatfelter	Ohio Operation, Chillicothe, OH	2,854,696	30	8	14	1	2.10
Glatfelter	Spring Grove, PA	2,376,765	30	8	11	0	2.52
Weighted Average for Category							1.3
Paper Mills #1	*= Non-Member	14,635,855	93	28	28	1	

Paper Mills #2- between 1 & 2 million hours worked			Total OSHA Log Cases (OSHA 300 log sum of col. G+H+I+J)	LWDC (OSHA 300 log col. H)	RWDC (OSHA log col. I)	Fatalities (OSHA log col. G)	Total IR
COMPANY	CITY/Location Name	Hours					
International Paper	Ticonderoga,NY *	1,324,652	2	0	0	0	0.30
International Paper	Selma,AL (Riverdale)*	1,683,481	4	4	0	0	0.48
Graphic Pkg International	West Monroe, LA	1,907,840	5	3	0	0	0.52
RockTenn	Panama City, FL	1,020,277	3	0	0	0	0.59
International Paper	Eastover,SC *	1,354,908	4	0	1	0	0.59
International Paper	Mansfield,LA *	1,462,073	5	2	0	0	0.68
International Paper	Georgetown,SC *	1,487,078	6	0	1	0	0.81
Weyerhaeuser	Longview, WA	1,133,829	5	4	0	0	0.88
International Paper	Cantonment,FL *	1,037,061	5	2	1	0	0.96
RockTenn	Hodge, LA	1,018,004	5	0	4	0	0.98
International Paper	Rome, GA	1,010,969	5	0	5	0	0.99
International Paper	Savannah,GA *	1,403,672	7	0	0	0	1.00
International Paper	Augusta,GA *	1,799,880	10	3	0	0	1.11
Resolute Forest Products	Calhoun, TN	1,386,942	8	3	3	0	1.15
International Paper	Riegelwood,NC *	1,707,660	10	3	2	0	1.17
Resolute Forest Products	Catawba,SC	1,787,169	11	5	6	0	1.23
Graphic Pkg International	Macon, GA	1,118,166	7	1	4	0	1.25
Meadwestvaco	Evadale, TX	1,594,226	10	6	1	0	1.25
International Paper	Texarkana,TX *	1,688,964	12	0	3	0	1.42
International Paper	Prattville,AL *	1,396,335	10	1	3	0	1.43
Meadwestvaco	Cottonton, AL	1,626,040	12	4	1	0	1.48
RockTenn	Fernandina, FL	1,039,610	8	2	4	0	1.54
RockTenn	Demopolis, AL	1,029,538	8	1	6	0	1.55
Finch Paper LLC.	Glen Falls, NY	1,741,141	16	4	0	0	1.84
RockTenn	West Point, VA	1,124,793	13	4	4	0	2.31
Thilmany Papers	Kaukauna	1,336,892	28	8	11	0	4.19
Weighted Average for Category							1.2
Paper Mills #2	*= Non-Member	36,221,199	219	60	60	0	

Paper Mills #3-less than 1 million hours worked			Total OSHA Log Cases (OSHA 300 log sum of col. G+H+I+J)	LWDC (OSHA 300 log col. H)	RWDC (OSHA log col. I)	Fatalities (OSHA log col. G)	Total IR
COMPANY	CITY/Location Name	Hours					
International Paper	Pine Hill,AL *	878,781	0	0	0	0	0.00
International Paper	Maysville, KY	247,924	0	0	0	0	0.00
International Paper	New Johnsonville, WaverlyTN	195,314	0	0	0	0	0.00
International Paper	Ontario, CA	102,459	0	0	0	0	0.00
RockTenn	La Tuque, QBE	906,761	1	0	0	0	0.22
Domtar	Kingsport, TN	687,053	1	1	0	0	0.29
Domtar	Hawesville, KY	445,687	1	1	0	0	0.45
RockTenn	Stevenson, AL	857,420	2	0	2	0	0.47
Boise	DeRidder, La	953,509	3	0	1	0	0.63
Weyerhaeuser	Norpac, Longview, WA	937,532	3	2	0	0	0.64
Mohawk Fine Papers	Waterford Mill, Waterford, NY	311,118	1	0	0	0	0.64
Domtar	Rothschild, WI	859,353	3	1	1	0	0.70
Boise White Paper	Jackson, AL	987,571	4	0	1	0	0.81
International Paper	Franklin,VA *	579,385	3	0	1	0	1.04
International Paper	Bogalusa, LA	951,533	5	0	3	0	1.05
International Paper	Springfield,OR *	568,003	3	1	1	0	1.06
Mohawk Fine Papers	Cohoes Mill, NY	526,683	3	1	0	0	1.14
Domtar	Marlboro, Bennettsville, SC	693,155	4	2	0	0	1.15
International Paper	Valliant,OK *	685,928	4	0	3	0	1.17
Domtar	Nekoosa, WI	923,492	6	34	28	0	1.30
International Paper	Cayuga, IN (Newport)	299,440	2	0	1	0	1.34
International Paper	Orange,TX	856,671	6	0	2	0	1.40
International Paper	Redwood,MS(vicksburg) *	654,672	5	0	0	0	1.53
Buckeye Mt. Holly	Mt. Holly, NC	257,749	2	2	0	0	1.55
RockTenn	Hopewell,VA	604,876	5	2	2	0	1.65
International Paper	Red River Mill, Campti,LA	811,364	7	1	4	0	1.73
RockTenn	Coshocton, OH	457,042	4	4	0	0	1.75
Domtar	Johnsonburg, PA	775,788	8	2	2	0	2.06
RockTenn	Florence, SC	989,074	11	3	4	0	2.22
Domtar	Port Huron, MI	508,907	6	2	0	0	2.36
Packaging Corp. of America	Tomahawk, WI	865,616	11	4	2	0	2.54
New Page	Stevens Point, WI	641,128	11	3	4	0	3.43
Graphic Pkg International	Pine Bluff, AK	404,412	7	3	0	0	3.46
Orchids Paper Products	Pryor, OK	600,645	11	128	0	0	3.66
Interstate Paper	Riceboro, GA	532,270	10	3	0	0	3.76
Green Bay Packaging	Arkansas Kraft, AR	815,863	24	2	9	0	5.88
UPM Madison (Madison Paper Industries)	Madison, Maine	480,580	15	3	4	0	6.24
Weighted Average for Category	*= Non-Member						1.6
Paper Mills #3		23,854,758	192	205	75	0	

** Rock-Tenn Matane and IP Pineville data was not included as the did not completed a year of operation.

100% Recycle Mills		Total OSHA Log					
COMPANY	CITY/Location Name	Hours	Cases (OSHA 300 log sum of col. G+H+I+J)	LWDC (OSHA 300 log col. H)	RWDC (OSHA log col. I)	Fatalities (OSHA log col. G)	Total IR
RockTenn	Uncasville, CT	192,613	0	0	0	0	0.00
Sonoco	DePere, WI	122,239	0	0	0	0	0.00
International Paper	Oxnard, CA *	114,741	0	0	0	0	0.00
RockTenn	Sheldon Springs, VT	323,085	1	0	0	0	0.62
RockTenn	Dallas, TX	291,747	1	1	0	0	0.69
Graphic Pkg International	Santa Clara, CA	273,872	1	0	1	0	0.73
International Paper	Cedar Rapids, IA *	473,083	2	0	1	0	0.85
Resolute Forest Products	Menominee, MI	207,813	1	0	0	0	0.96
RockTenn	Aurora, IL	174,499	1	1	0	0	1.15
Graphic Pkg International	Middletown, OH	329,238	2	1	0	0	1.21
International Paper	Xalapa *	324,230	2	0	1	0	1.23
RockTenn	Syracuse, NY	591,379	4	2	0	0	1.35
Sonoco	Holyoke, MA	135,640	1	1	0	0	1.47
RockTenn	Seminole Mill, Jacksonville, FL	374,463	3	1	0	0	1.60
RockTenn	Jacksonville, FL	374,463	3	1	0	0	1.60
Sonoco	Sumner, WA	118,930	1	1	0	0	1.68
Sonoco	City Of Indsutry, CA	107,195	1	0	0	0	1.87
Sonoco	Richmond, VA	212,729	2	1	0	0	1.88
RockTenn	Delaware Water Gap, PA	205,931	2	1	1	0	1.94
Graphic Pkg International	Pekin, IL	100,568	1	1	0	0	1.99
Hartford City Paper	Hartford City, IN	184,772	2	0	1	0	2.16
SP Fiber Technologies SE, LLC	Dublin, Ga	640,334	7	4	0	0	2.19
Sonoco	Hutchinson, KS	238,946	3	1	1	0	2.51
Weyerhaeuser	Columbus Modified Fiber, MS	238,662	3	1	0	0	2.51
Green Bay Packaging	Green Bay, WI	311,600	4	0	2	0	2.57
Graphic Pkg International	Kalamazoo, MI	692,261	9	6	0	0	2.60
Sonoco	Hartsville, SC	1,201,042	17	2	0	1	2.83
RockTenn	St. Paul Mill Complex, MN	882,936	13	3	0	0	2.94
RockTenn	Eaton, IN	130,872	2	0	2	0	3.06
Graphic Pkg International	Battle Creek, MI	448,123	7	4	0	0	3.12
Sonoco	Menasha, WI	254,997	4	0	0	0	3.14
International Paper	Henderson, KY *	179,652	3	0	1	0	3.34
RockTenn	Chattanooga, TN	373,204	8	4	1	0	4.29
RockTenn	Cincinnati, OH	154,597	4	3	1	0	5.17
RockTenn	Battle Creek, MI	373,357	11	2	2	0	5.89
Sonoco	Newport, TN	229,758	7	2	0	0	6.09
Fusion Paperboard	Versailles, CT	299,214	13	3	2	0	8.69
Weighted Average for Category	*= Non-Member						2.5
100% Recycle Mills		11,882,785	146	47	17	1	

Pulpmills			Total OSHA Log Cases (OSHA 300 log sum of col. G+H+I+J)	LWDC (OSHA 300 log col. H)	RWDC (OSHA log col. I)	Fatalities (OSHA log col. G)	Total IR
COMPANY	CITY/Location Name	Hours					
Weyerhaeuser	Columbus, MS	724,253	0	0	0	0	0.00
Domtar	Hawesville, KY	492,630	1	0	0	0	0.41
Weyerhaeuser	New Bern, NC	597,864	3	2	0	0	1.00
Weyerhaeuser	Flint River, GA	551,037	3	3	0	0	1.09
Rayonier	Jesup, GA	1,896,888	11	5	2	0	1.16
Domtar	Kamloops, BC	847,208	6	3	1	0	1.42
Domtar	Plymouth, NC	943,950	7	6	1	0	1.48
Domtar	Espanola, Ontario	1,045,610	8	1	4	0	1.53
Cosmo Specialty Fibers	Cosmopolis, WA	357,712	3	2	0	0	1.68
Weyerhaeuser	Port Wentworth, WA	595,738	5	3	0	0	1.68
Weyerhaeuser	Grand Prairie, AB	545,700	5	1	0	0	1.83
Buckeye Florida	Perry, FL	1,366,084	17	5	0	0	2.49
Buckeye Technologies	Memphis, TN	292,605	5	2	1	0	3.42
Resolute Forest Products	Fairmont, WV	225,214	4	0	1	0	3.55
Weighted Average for Category							1.5
Pulpmills		10,482,493	78	33	10	0	

Box Plants - with corrugator			Total OSHA Log Cases (OSHA 300 log sum of col. G+H+I+J)	LWDC (OSHA 300 log col. H)	RWDC (OSHA log col. I)	Fatalities (OSHA log col. G)	Total IR
COMPANY	CITY/Location Name	Hours					
RockTenn	Guadalupe, NL	681,359	0	0	0	0	0.00
RockTenn	Queretaro, QR	667,411	0	0	0	0	0.00
International Paper	Guanajuato,MX(San Jose)*	659,326	0	0	0	0	0.00
RockTenn	Adams,WI	534,105	0	0	0	0	0.00
International Paper	Biglerville, PA*	372,356	0	0	0	0	0.00
International Paper	Conway,AR*	308,644	0	0	0	0	0.00
RockTenn	Milton, ON	306,259	0	0	0	0	0.00
RockTenn	Forth Worth, TX	302,071	0	0	0	0	0.00
International Paper	Russellville,AR *	298,357	0	0	0	0	0.00
International Paper	Murfreesboro,TN *	289,561	0	0	0	0	0.00
International Paper	Orlando, FL	286,242	0	0	0	0	0.00

RockTenn	Rogers, AR	273,918	0	0	0	0	0.00
International Paper	Conklin, NY (Binghamton)	268,119	0	0	0	0	0.00
RockTenn	Sioux City, IA(North)	265,697	0	0	0	0	0.00
RockTenn	Mishawaka, IN	254,572	0	0	0	0	0.00
RockTenn	Glendale, AZ	250,502	0	0	0	0	0.00
International Paper	White Bear Lake,MN*	249,021	0	0	0	0	0.00
International Paper	Elk Grove,CA*	245,874	0	0	0	0	0.00
RockTenn	Baltimore, MD	245,788	0	0	0	0	0.00
International Paper	San Antonio,TX (Pop Gunn)*	240,964	0	0	0	0	0.00
International Paper	Yuma,AZ*	235,955	0	0	0	0	0.00
International Paper	Arden Hills,MN*	234,612	0	0	0	0	0.00
International Paper	Streetsboro,OH	233,171	0	0	0	0	0.00
International Paper	Hazleton, PA*	232,886	0	0	0	0	0.00
International Paper	Modesto (East),CA*	225,727	0	0	0	0	0.00
RockTenn	Grand Prairie,TX	225,510	0	0	0	0	0.00
RockTenn	Calgary, AB	223,072	0	0	0	0	0.00
International Paper	Carrollton,TX (Dallas I35)	223,029	0	0	0	0	0.00
RockTenn	Sioux Falls, SD	222,860	0	0	0	0	0.00
RockTenn	Wakefield, MA	218,013	0	0	0	0	0.00
RockTenn	Sioux City, IA(South)	216,094	0	0	0	0	0.00
RockTenn	Galesburg, IL	210,237	0	0	0	0	0.00
International Paper	Carson,GA*	208,439	0	0	0	0	0.00
International Paper	Fort Wayne,IN*	208,034	0	0	0	0	0.00
RockTenn	Blue Springs, MO	202,800	0	0	0	0	0.00
RockTenn	Fargo, ND	198,856	0	0	0	0	0.00
RockTenn	Mansfield, MA	184,130	0	0	0	0	0.00
Longview Fibre Paper & Packaging	Longview, WA	182,487	0	0	0	0	0.00
International Paper	Golden,CO*	179,558	0	0	0	0	0.00

International Paper	Magnolia,MS*	173,494	0	0	0	0	0.00
International Paper	Oklahoma City,OK*	172,287	0	0	0	0	0.00
International Paper	Petersburg, VA*	171,842	0	0	0	0	0.00
Green Bay Packaging	DePere, WI	160,608	0	0	0	0	0.00
International Paper	Guadalajara,MX(Zapopan)*	159,364	0	0	0	0	0.00
International Paper	Plant City,FL *	155,052	0	0	0	0	0.00
RockTenn	Tyler, TX	127,298	0	0	0	0	0.00
International Paper	Lancaster,PA*	127,183	0	0	0	0	0.00
International Paper	Waterloo,IA*	127,035	0	0	0	0	0.00
International Paper	Indianapolis Spacekraft,IN*	124,804	0	0	0	0	0.00
RockTenn	Knoxville,TN	107,891	0	0	0	0	0.00
International Paper	Minden, LA	76,941	0	0	0	0	0.00
International Paper	Santa Paula,CA*	75,992	0	0	0	0	0.00
International Paper	Salem,OR*	56,872	0	0	0	0	0.00
RockTenn	Shelby, NC	52,888	0	0	0	0	0.00
Longview Fibre Paper & Pkg	Cedar City, UT	50,904	0	0	0	0	0.00
International Paper	Chihuahua,MX*	46,007	0	0	0	0	0.00
International Paper	Elgin, IL	30,935	0	0	0	0	0.00
RockTenn	Washington Court, OH	26,686	0	0	0	0	0.00
International Paper	Ensenada(Tijuana,BC) *	22,609	0	0	0	0	0.00
International Paper	Hidalgo,TX*	21,860	0	0	0	0	0.00
International Paper	Hammond,IN*	18,994	0	0	0	0	0.00
International Paper	Hanford,CA*	13,286	0	0	0	0	0.00
International Paper	Bellevue,WA*	6,148	0	0	0	0	0.00
International Paper	Kansas City,KS(closed)*	3,576	0	0	0	0	0.00
International Paper	Vernon,CA*	2,548	0	0	0	0	0.00
International Paper	Hartford City,IN*	79	0	0	0	0	0.00
International Paper	Los Mochis, Sinaloa*	546,800	1	0	0	0	0.37
International Paper	Ixtac,MX*	530,972	1	0	0	0	0.38
International Paper	Silao,MX*	399,952	1	0	0	0	0.50

Longview Fibre Paper & Pkg	Spanish Fork, UT	384,158	1	1	0	0	0.52
International Paper	La Colmena,MX*	749,506	2	0	1	0	0.53
International Paper	Juarez,MX*	357,300	1	1	0	0	0.56
RockTenn	Cerritos, CA	354,435	1	0	0	0	0.56
RockTenn	New Lenox, IL	354,029	1	0	0	0	0.56
International Paper	Barrington,NJ *	316,997	1	0	0	0	0.63
RockTenn	Germantown, WI	315,745	1	0	0	0	0.63
RockTenn	Daojiao, China	932,184	3	1	0	0	0.64
RockTenn	Norcross, GA	304,689	1	0	0	0	0.66
International Paper	Tampa,FL	301,065	1	0	0	0	0.66
RockTenn	Minneapolis, MN	295,942	1	0	1	0	0.68
International Paper	Grand Prairie,TX *	286,670	1	0	1	0	0.70
International Paper	Decatur,AL*	285,772	1	0	0	0	0.70
International Paper	Lynchburg,VA*	282,105	1	0	0	0	0.71
International Paper	Bay Minette,AL*	273,431	1	0	0	0	0.73
International Paper	Lafayette,LA*	268,210	1	0	1	0	0.75
International Paper	Jackson,MS*	264,238	1	0	0	0	0.76
International Paper	Beaverton,OR *	263,386	1	0	1	0	0.76
International Paper	Manson,NC (Warren)*	261,193	1	0	0	0	0.77
RockTenn	Springfield, MO	260,040	1	0	1	0	0.77
RockTenn	Covington, GA	257,389	1	0	0	0	0.78
International Paper	Georgetown,SC*	254,700	1	0	0	0	0.79
International Paper	Monterrey,MX*	251,924	1	0	0	0	0.79
RockTenn	Guaynabo, PR	247,857	1	0	0	0	0.81
International Paper	McAllen,TX*	246,517	1	0	0	0	0.81
RockTenn	Fernandina Beach, FL	244,973	1	0	1	0	0.82
International Paper	Portland,OR*	241,793	1	1	0	0	0.83
RockTenn	Burlington, ON	236,285	1	0	0	0	0.85

International Paper	Mt. Vernon, OH*	232,432	1	0	1	0	0.86
RockTenn	Winnipeg, MB	232,030	1	0	0	0	0.86
International Paper	Sealy, TX*	223,698	1	0	1	0	0.89
International Paper	Monterrey, Santa Catarina*	440,861	2	0	2	0	0.91
International Paper	Fond Du Lac, WI*	217,015	1	0	0	0	0.92
International Paper	Eaton, OH*	215,094	1	0	0	0	0.93
International Paper	Statesville, NC*	207,619	1	0	0	0	0.96
International Paper	Newton, NC*	207,150	1	1	0	0	0.97
International Paper	Putnam, CT*	207,078	1	1	0	0	0.97
Green Bay Packaging	Cincinnati, OH	200,104	1	0	1	0	1.00
International Paper	Savannah, GA*	196,756	1	0	0	0	1.02
RockTenn	Chicago, IL	390,872	2	1	1	0	1.02
International Paper	Carrollton, TX (Beltline)*	191,717	1	1	0	0	1.04
International Paper	Amarillo, TX*	189,993	1	0	1	0	1.05
International Paper	Fort Smith (North), AR	189,720	1	0	0	0	1.05
International Paper	Kansas City, KS*	189,136	1	0	0	0	1.06
International Paper	Tracy, CA	372,621	2	1	0	0	1.07
International Paper	Santa Fe Springs, CA (Crockett)	368,402	2	0	1	0	1.09
International Paper	Buena Park, CA*	181,411	1	0	0	0	1.10
RockTenn	New Westminster, BC	176,507	1	1	0	0	1.13
International Paper	Lexington, SC*	348,038	2	0	0	0	1.15
International Paper	Lake Wales, FL*	168,839	1	0	0	0	1.18
RockTenn	Saltillo, MS	335,494	2	0	2	0	1.19
RockTenn	Aston, PA	327,663	2	0	1	0	1.22
RockTenn	Winston-Salem, NC	317,627	2	0	0	0	1.26
International Paper	Garden City, KS	155,136	1	0	0	0	1.29
RockTenn	Latta, SC	300,269	2	0	1	0	1.33
RockTenn	Humboldt, TN	292,415	2	0	2	0	1.37

International Paper	Bedford Park,IL (North)*	286,809	2	0	0	0	1.39
RockTenn	Chesterfield, MO	286,167	2	0	2	0	1.40
International Paper	Sanger,CA *	284,080	2	0	1	0	1.41
International Paper	Kalamazoo,Mi*	138,305	1	1	0	0	1.45
International Paper	Montgomery,IL*	276,538	2	0	0	0	1.45
RockTenn	Winston-Salem, NC (Manufacturing)	688,274	5	1	1	0	1.45
International Paper	Wooster,OH*	275,008	2	0	0	0	1.45
RockTenn	Richmond,VA	274,854	2	0	0	0	1.46
RockTenn	Liberty, MO	274,364	2	0	1	0	1.46
International Paper	Edinburg,TX (East)*	272,660	2	0	1	0	1.47
International Paper	Cedar Rapids,IA*	272,555	2	0	0	0	1.47
RockTenn	Newark, NJ	259,045	2	1	0	0	1.54
International Paper	Spotswood, NJ	256,885	2	1	1	0	1.56
RockTenn	St. Cloud, MN	255,383	2	0	0	0	1.57
International Paper	Austin,MN*	251,848	2	0	0	0	1.59
International Paper	Bell, CA*	250,725	2	0	0	0	1.60
RockTenn	Portland,OR	250,505	2	1	0	0	1.60
International Paper	San Antonio,TX (ATT Center)	240,257	2	0	2	0	1.66
RockTenn	Montgomery, AL	237,905	2	0	1	0	1.68
RockTenn	Bradenton, FL	233,884	2	1	0	0	1.71
International Paper	Lexington,KY	232,031	2	1	1	0	1.72
International Paper	Compton,CA*	231,279	2	0	1	0	1.73
RockTenn	Muskogee,OK	113,110	1	1	0	0	1.77
RockTenn	Regina, SK	113,065	1	1	0	0	1.77
International Paper	Laurens,SC *	334,181	3	0	0	0	1.80
Green Bay Packaging	Ft. Worth, TX	222,371	2	0	1	0	1.80
International Paper	Wheat Ridge, CO	221,673	2	1	0	0	1.80
International Paper	Belleville,IL*	220,739	2	0	1	0	1.81

RockTenn	Fresno, CA	330,210	3	0	3	0	1.82
International Paper	Gilroy, CA	219,166	2	0	0	0	1.83
RockTenn	Murfreesboro, TN	218,395	2	0	0	0	1.83
International Paper	Camarillo, CA *	217,106	2	0	2	0	1.84
International Paper	Lithonia, GA*	322,438	3	1	1	0	1.86
International Paper	Mt Carmel, PA*	321,943	3	0	0	0	1.86
International Paper	Anaheim, CA *	319,746	3	1	1	0	1.88
Green Bay Packaging	Tulsa, OK	211,166	2	0	0	0	1.89
International Paper	Lumberton, NC*	210,409	2	0	0	0	1.90
International Paper	Marion, OH*	210,374	2	0	0	0	1.90
International Paper	Indianapolis, IN	209,859	2	0	0	0	1.91
International Paper	Modesto Riverside, CA*	304,947	3	1	0	0	1.97
Longview Fibre Paper & Pkg	Yakima, WA	304,864	3	3	1	0	1.97
RockTenn	North Chicago, IL	304,093	3	2	1	0	1.97
RockTenn	Lancaster, PA	300,735	3	1	0	0	2.00
International Paper	Shakopee, MN	199,569	2	0	0	0	2.00
International Paper	Aurora, IL*	197,498	2	0	0	0	2.03
International Paper	Charlotte, NC*	196,575	2	0	0	0	2.03
RockTenn	Milpitas, CA	288,916	3	2	1	0	2.08
International Paper	Delaware, OH*	288,890	3	0	0	0	2.08
International Paper	Chicago, IL *	95,468	1	0	0	0	2.09
International Paper	Fort Smith (South), AR	285,132	3	2	1	0	2.10
International Paper	Bowling Green, KY*	379,833	4	2	0	0	2.11
RockTenn	Chattanooga, TN	280,899	3	1	2	0	2.14
RockTenn	Guelph, ON	277,805	3	0	1	0	2.16
RockTenn	Camillus, NY	276,823	3	1	0	0	2.17
Longview Fibre Paper & Pkg	Twin Falls, ID	275,732	3	0	0	0	2.18
RockTenn	Ville ST Laurent, QC	182,395	2	0	0	0	2.19
RockTenn	North Tonawanda, NY	269,471	3	0	3	0	2.23

RockTenn	Columbus,IN	264,033	3	1	2	0	2.27
RockTenn	Deer Park, NY	262,945	3	1	0	0	2.28
International Paper	Olympia,WA *	254,234	3	0	2	0	2.36
RockTenn	Mooresville, NC	252,012	3	0	1	0	2.38
International Paper	Columbus,GA*	166,548	2	0	0	0	2.40
RockTenn	Corona, CA	249,707	3	0	2	0	2.40
International Paper	Ontario, CA	162,368	2	0	0	0	2.46
RockTenn	Milwaukee, WI	157,064	2	0	2	0	2.55
RockTenn	El Paso, TX (East)	312,347	4	0	2	0	2.56
International Paper	Aurora, (Fox Valley)IL*	311,092	4	0	0	0	2.57
International Paper	Richmond,VA*	233,257	3	0	0	0	2.57
RockTenn	Lewisburg,TN	232,761	3	0	2	0	2.58
International Paper	ManitowocWI*	304,886	4	0	0	0	2.62
International Paper	Solon,OH*	76,209	1	0	0	0	2.62
International Paper	Edinburg,TX*	227,754	3	0	1	0	2.63
Longview Fibre Paper & Pkg	Seattle, WA	150,939	2	0	1	0	2.65
International Paper	Bellmawr,NJ*	149,015	2	0	0	0	2.68
International Paper	Bogalusa, LA	295,090	4	1	2	0	2.71
RockTenn	Salinas, CA	289,359	4	1	3	0	2.76
International Paper	St. Joseph,MO*	288,099	4	2	0	0	2.78
International Paper	Crawfordsville, IN	285,107	4	0	0	0	2.81
International Paper	Northlake,IL *	213,752	3	1	0	0	2.81
Green Bay Packaging	Twin Town,MN	282,580	4	1	1	0	2.83
International Paper	Middletown, OH*	211,571	3	0	0	0	2.84
RockTenn	Tullahoma, TN	140,484	2	1	0	0	2.85
International Paper	Springhill,LA*	280,042	4	1	2	0	2.86
International Paper	Rochester,NY*	209,890	3	1	2	0	2.86
RockTenn	Ravenna,OH	275,038	4	1	2	0	2.91
Green Bay Packaging	El Paso, TX	269,492	4	0	3	0	2.97
International Paper	Tolleson,AZ*	268,343	4	3	1	0	2.98

International Paper	Three Rivers,MI*	268,160	4	1	2	0	2.98
International Paper	Auburn, ME*	263,572	4	1	2	0	3.04
RockTenn	Lithonia,GA	131,623	2	0	2	0	3.04
International Paper	Silanas,CA *	262,774	4	0	4	0	3.04
International Paper	El Paso,TX *	194,611	3	0	0	0	3.08
International Paper	Eighty Four,PA*	194,207	3	1	0	0	3.09
International Paper	Imperial Valley, CA	258,423	4	0	2	0	3.10
International Paper	Louisville,KY*	183,800	3	3	0	0	3.26
RockTenn	Devens, MA	243,775	4	0	4	0	3.28
International Paper	Des Plaines,IL*	235,687	4	0	0	0	3.39
RockTenn	Dayton, NJ	234,271	4	0	1	0	3.41
International Paper	Cleveland,TN *	230,989	4	0	1	0	3.46
International Paper	St. Louis, MO (Fenton)	172,568	3	1	1	0	3.48
International Paper	Bedford Park,IL (South) *	55,250	1	0	0	0	3.62
International Paper	Forest Park, GA *	165,467	3	0	1	0	3.63
International Paper	Morristown,TN*	273,854	5	0	0	0	3.65
International Paper	Exeter,CA*	265,551	5	2	0	0	3.77
International Paper	Kansas City,MO*	264,287	5	0	2	0	3.78
Longview Fibre Paper & Pkg	Oakland, CA	210,370	4	3	1	0	3.80
International Paper	Olive Branch,MS*	210,197	4	1	0	0	3.81
International Paper	Omaha,NE*	255,093	5	0	1	0	3.92
International Paper	Rockford ,IL*	252,974	5	0	0	0	3.95
RockTenn	Toronto, ON	248,909	5	1	0	0	4.02
International Paper	Lincoln,IL*	192,388	4	0	1	0	4.16
International Paper	Griffin,GA*	237,188	5	0	0	0	4.22
International Paper	Newark,OH*	182,018	4	1	0	0	4.40
International Paper	Moses Lake,WA *	223,121	5	1	1	0	4.48
Green Bay Packaging	Fremont, OH	222,355	5	0	3	0	4.50
International Paper	Butler,IN *	265,119	6	3	1	0	4.53
RockTenn	Bridgeview, IL	261,124	6	1	2	0	4.60
Green Bay Packaging	Baltimore,MD	213,611	5	1	4	0	4.68
International Paper	Santa Fe Springs, CA	212,692	5	0	0	0	4.70
International Paper	El Morro(Vega Alta),OO*	204,787	5	0	4	0	4.88
RockTenn	Cincinnati,OH		10	1	8	0	5.23

		382,671					
Green Bay Packaging	GB Shipping Cont., WI	580,066	17	3	9	0	5.86
RockTenn	Denver, CO	136,159	4	1	3	0	5.88
RockTenn	City of Mount Royal, QC	183,726	6	0	2	0	6.53
International Paper	Union Gap, WA (Yakima) *	255,293	9	4	3	0	7.05
Green Bay Packaging	Wausau, WI	337,991	13	1	5	0	7.69
Green Bay Packaging	Kalamazoo, MI	362,579	14	2	10	0	7.72
Weighted Average for Category							1.6
Box Plants - with corrugator	*= Non-Member	62,185,026	509	85	163	0	

Box Plants without a corrugator		Total OSHA Log Cases LWDC RWDC Fatalities (OSHA 300 log sum of col. G+H+I+J) (OSHA 300 log col. H) (OSHA log col. I) (OSHA log col. G) Total IR					
COMPANY	CITY/Location Name	Hours					
RockTenn	Mexicali, MX	646,129	0	0	0	0	0.00
RockTenn	Gallatin, TN (Fullfillment)	244,002	0	0	0	0	0.00
International Paper	Houston, MS	242,087	0	0	0	0	0.00
RockTenn	Springfield, MA	182,980	0	0	0	0	0.00
RockTenn	Beloit, WI	133,367	0	0	0	0	0.00
RockTenn	Highland, IL	93,271	0	0	0	0	0.00
RockTenn	Springfield, MO	79,481	0	0	0	0	0.00
International Paper	Milltown, NJ	74,493	0	0	0	0	0.00
RockTenn	Ft. Smith, AR	69,583	0	0	0	0	0.00
Green Bay Packaging	Chickasha, OK	58,400	0	0	0	0	0.00
International Paper	Littlestown, PA	53,550	0	0	0	0	0.00
RockTenn	Rochester, MN	52,549	0	0	0	0	0.00
Longview Fibre Paper & Pg	Cedar City, UT	50,904	0	0	0	0	0.00
International Paper	Scotia, NY (Glenville)	44,496	0	0	0	0	0.00
International Paper	Ashand City Sheet, TN	39,007	0	0	0	0	0.00
RockTenn	Olive Branch, MS	37,153	0	0	0	0	0.00
RockTenn	Roseville, MN	29,470	0	0	0	0	0.00
International Paper	Ft. Smith, AR	22,301	0	0	0	0	0.00
International Paper	Mack Chicago, IL	19,516	0	0	0	0	0.00
RockTenn	Cullman, AL	204,770	1	0	1	0	0.98
International Paper	Utica, NY	181,334	1	0	0	0	1.10
International Paper	Madison, OH	177,427	1	1	0	0	1.13
RockTenn	Lexington, KY	116,818	1	0	1	0	1.71
RockTenn	West Chester, OH	228,160	2	1	0	0	1.75
International Paper	Buffalo, NY	112,824	1	1	0	0	1.77
RockTenn	Gallatin, TN (Sheet)	109,061	1	0	0	0	1.83
International Paper	Ocotlan, Coronago, MX	179,996	2	1	1	0	2.22
International Paper	Elizabethton Sheet Plant, TN	167,340	2	0	0	0	2.39
RockTenn	Des Moines, IA	81,215	1	0	0	0	2.46
RockTenn	Spartanburg, SC	225,309	3	0	2	0	2.66
RockTenn	Houston, TX	68,074	1	1	0	0	2.94
International Paper	Toughkenamon, PA (Kennett	62,788	1	0	1	0	3.19

	Square)						
International Paper	St. Anthony, IN	81,084	2	1	0	0	4.93
RockTenn	Neenah, WI	110,201	3	1	1	0	5.44
RockTenn	Dayton, NJ	35,458	1	1	0	0	5.64
RockTenn	Collierville, TN	70,377	2	1	1	0	5.68
International Paper	Union City, CA	55,797	2	0	0	0	7.17
Weighted Average for Category							1.3
Box Plants without a corrugator		4,440,770	28	9	8	0	

Folding Carton		Total OSHA Log					
COMPANY	CITY/Location Name	Hours	Cases (OSHA 300 log sum of col. G+H+I+J)	LWDC (OSHA 300 log col. H)	RWDC (OSHA log col. I)	Fatalities (OSHA log col. G)	Total IR
RockTenn	Waxahachie, TX	362,292	0	0	0	0	0.00
RockTenn	Ste-Marie, Quebec	267,948	0	0	0	0	0.00
RockTenn	Claremont, NC	217,166	0	0	0	0	0.00
RockTenn	Livingston, AL	84,535	0	0	0	0	0.00
RockTenn	Warwick, Quebec	799,834	1	1	0	0	0.25
RockTenn	Candiac, Quebec	329,209	1	0	1	0	0.61
RockTenn	Greenville, TX	279,274	1	1	0	0	0.72
RockTenn	Lebanon, TN	211,209	1	1	0	0	0.95
RockTenn	Joplin, MO	486,807	3	0	1	0	1.23
RockTenn	Columbus, GA	145,770	1	0	1	0	1.37
RockTenn	Eutaw, AL	434,680	3	2	0	0	1.38
RockTenn	Harrison, AR	401,590	3	1	0	0	1.49
RockTenn	Knoxville, TN	370,336	3	1	0	0	1.62
RockTenn	Conover, NC	600,905	5	1	1	0	1.66
RockTenn	Nicholasville, KY	533,596	5	1	1	0	1.87
RockTenn	Conway, AR	634,981	6	1	1	0	1.89
RockTenn	Marion, NC	606,357	6	1	2	0	1.98
Graphic Packaging	West Monroe, LA	784,967	8	6	4	0	2.04
RockTenn	Clinton, IA	476,143	7	1	4	0	2.94
RockTenn	Kimball, TN	390,464	6	4	2	0	3.07
RockTenn	Fresno, CA	176,204	3	0	3	0	3.41
RockTenn	Hazleton, PA	163,075	6	2	3	0	7.36
Green Bay Packaging	Depere, WI	209,642	8	1	3	0	7.63
Weighted Average for Category							1.72
Folding Carton	*= Non-Member	8,966,985	77	25	27	0	

Distribution Centers			Total OSHA Log Cases (OSHA 300 log sum of col. G+H+I+J)	LWDC (OSHA 300 log col. H)	RWDC (OSHA log col. I)	Fatalities (OSHA log col. G)	Total IR
COMPANY	CITY/Location Name	Hours					
International Paper	Denver- X, CO *	266,470	0	0	0	0	0.0
International Paper	Chihuahua, OO-X*	229,647	0	0	0	0	0.0
International Paper	Cincinnati - X, OH *	218,917	0	0	0	0	0.0
International Paper	Camp Hill, PA *	205,368	0	0	0	0	0.0
International Paper	Greensboro-X, NC *	203,405	0	0	0	0	0.0
International Paper	Reynosa, Tam., OO *	202,842	0	0	0	0	0.0
International Paper	Rochester - X, NY *	192,279	0	0	0	0	0.0
International Paper	Guadalajara,MX*	179,828	0	0	0	0	0.0
International Paper	Chihuahua, OO(Juarez)*	177,647	0	0	0	0	0.0
International Paper	Kent, WA *	150,773	0	0	0	0	0.0
International Paper	Grand Rapids - X, MI *	139,804	0	0	0	0	0.0
International Paper	Charlotte-X, NC *	134,911	0	0	0	0	0.0
International Paper	Louisville - X, KY *	84,181	0	0	0	0	0.0
International Paper	Roanoke-lip/Salem, VA *	82,352	0	0	0	0	0.0
International Paper	Indianapolis - X, IN *	79,639	0	0	0	0	0.0
International Paper	Addison, IL *	75,602	0	0	0	0	0.0
International Paper	New York - Bulkey, NY *	72,827	0	0	0	0	0.0
Mohawk Fine Papers, Inc.	Albany, NY	69,467	0	0	0	0	0.0
International Paper	Omaha- X, NE *	67,663	0	0	0	0	0.0
International Paper	West Haven, CT *	65,691	0	0	0	0	0.0
International Paper	Nashville, TN *	64,750	0	0	0	0	0.0
International Paper	Cheektowaga, NY (Buffalo X)*	63,397	0	0	0	0	0.0
International Paper	Lynchburg, VA *	56,283	0	0	0	0	0.0
International Paper	Wichita, KS *	56,166	0	0	0	0	0.0
International Paper	Tulsa-X, OK *	54,904	0	0	0	0	0.0

International Paper	Fresno, CA *	54,695	0	0	0	0	0.0
International Paper	Portland, ME *	50,858	0	0	0	0	0.0
International Paper	Syracuse, NY *	48,709	0	0	0	0	0.0
International Paper	Memphis- X, TN *	47,677	0	0	0	0	0.0
International Paper	Grove City, OH *	47,496	0	0	0	0	0.0
International Paper	Honolulu, HI *	45,798	0	0	0	0	0.0
International Paper	Orlando - X, FL *	44,940	0	0	0	0	0.0
International Paper	Fort Smith,AR *	44,412	0	0	0	0	0.0
International Paper	Billings, MT *	42,058	0	0	0	0	0.0
International Paper	Miami,FL *	41,227	0	0	0	0	0.0
International Paper	Sacramento-X, CA *	32,947	0	0	0	0	0.0
International Paper	Alexandria, LA *	32,129	0	0	0	0	0.0
International Paper	Erie, PA *	28,143	0	0	0	0	0.0
International Paper	Joplin, MO *	27,683	0	0	0	0	0.0
International Paper	Sparks, NV *	27,467	0	0	0	0	0.0
International Paper	Memphis Nat. Accts, TN *	27,405	0	0	0	0	0.0
International Paper	Greenville-X, SC *	26,019	0	0	0	0	0.0
International Paper	Boise, ID *	25,057	0	0	0	0	0.0
International Paper	Albany - X, NY *	23,712	0	0	0	0	0.0
International Paper	Fargo, ND *	23,410	0	0	0	0	0.0
International Paper	Shreveport, LA *	21,517	0	0	0	0	0.0
International Paper	Biglerville, PA*	20,397	0	0	0	0	0.0
International Paper	Columbia, MO *	20,304	0	0	0	0	0.0
International Paper	Las Vegas - X, NV *	18,378	0	0	0	0	0.0
International Paper	Cleveland, OH *	17,772	0	0	0	0	0.0
International Paper	Norfolk, VA *	17,472	0	0	0	0	0.0
International Paper	Appleton, WI(Strategic) *	17,445	0	0	0	0	0.0
International Paper	Little Rock - X, AR *	16,960	0	0	0	0	0.0

International Paper	Kimberly, WI(AppletonX) *	16,732	0	0	0	0	0.0
International Paper	Colorado Springs-X, CO *	16,697	0	0	0	0	0.0
International Paper	El Paso Custom Svcs, TX *	16,452	0	0	0	0	0.0
International Paper	Wilmington, NC *	15,685	0	0	0	0	0.0
International Paper	Wilkes-Barr, PA *	15,309	0	0	0	0	0.0
International Paper	Troy, MI *	14,641	0	0	0	0	0.0
International Paper	Evansville,IN*	13,837	0	0	0	0	0.0
International Paper	Spokane, WA *	13,637	0	0	0	0	0.0
International Paper	Lexington, KY *	13,567	0	0	0	0	0.0
International Paper	Denver - Ps, CO *	13,492	0	0	0	0	0.0
International Paper	Winston Salem, NC *	13,371	0	0	0	0	0.0
International Paper	Omaha, NE - Nat. Accts *	13,358	0	0	0	0	0.0
International Paper	Bristol, TN *	12,869	0	0	0	0	0.0
International Paper	Buffalo Grove, IL *	11,700	0	0	0	0	0.0
International Paper	Augusta, GA *	11,215	0	0	0	0	0.0
International Paper	Kansas City, MO *	11,041	0	0	0	0	0.0
International Paper	Baltimore, MD *	10,943	0	0	0	0	0.0
International Paper	Rochester P&G, NY *	10,607	0	0	0	0	0.0
International Paper	Salt Lake City- Ps, Utv*	10,478	0	0	0	0	0.0
International Paper	Medford, OR(Eugene) *	10,290	0	0	0	0	0.0
International Paper	Burlington, NJ *	9,488	0	0	0	0	0.0
International Paper	Fairfax, VA *	9,391	0	0	0	0	0.0
International Paper	Flint, MI *	9,379	0	0	0	0	0.0
International Paper	Philadelphia P&G / Spg Gdn *	9,100	0	0	0	0	0.0
International Paper	Livonia, MI *	9,038	0	0	0	0	0.0
International Paper	Chattanooga, TN *	8,953	0	0	0	0	0.0
International Paper	Fort Wayne-Corp, IN *	8,822	0	0	0	0	0.0
International Paper	Charleston-X, SC *	8,639	0	0	0	0	0.0

International Paper	Yakima, WA *	8,523	0	0	0	0	0.0
International Paper	St. Louis-P&G/Lilburn, MO *	8,521	0	0	0	0	0.0
International Paper	Port Huron, MI *	8,186	0	0	0	0	0.0
International Paper	Stockton, CA *	8,173	0	0	0	0	0.0
International Paper	Bloominton, MN *	7,818	0	0	0	0	0.0
International Paper	Chicago, IL(Strategic) *	7,634	0	0	0	0	0.0
International Paper	Jacksonville - X, FL *	7,531	0	0	0	0	0.0
International Paper	Salt Lake City- Arvey, UT *	7,512	0	0	0	0	0.0
International Paper	Arvada, CO *	7,326	0	0	0	0	0.0
International Paper	Indianapolis- Arvey, IN *	6,487	0	0	0	0	0.0
International Paper	Pittsburgh- Arvey. PA *	5,506	0	0	0	0	0.0
International Paper	Willow Grove, PA *	5,411	0	0	0	0	0.0
International Paper	Houston-P&G/Central, TX *	5,327	0	0	0	0	0.0
International Paper	E. Syracuse, NY *	5,216	0	0	0	0	0.0
International Paper	Portland, OR - Arvey*	5,160	0	0	0	0	0.0
International Paper	Orem, UT *	4,870	0	0	0	0	0.0
International Paper	Dayton-X, OH *	4,683	0	0	0	0	0.0
International Paper	El Paso -PS, TX *	4,627	0	0	0	0	0.0
International Paper	Cedar Rapids, IA *	4,576	0	0	0	0	0.0
International Paper	Cincinnati-, OH *	4,356	0	0	0	0	0.0
International Paper	Louisville-P&G, KY *	4,105	0	0	0	0	0.0
International Paper	Louisville -Arvey, KY *	4,092	0	0	0	0	0.0
International Paper	Memphis-P&G/Union, TN *	4,035	0	0	0	0	0.0
International Paper	Sioux City, IA *	4,007	0	0	0	0	0.0
International Paper	Rochester,NY (Hartford) *	3,993	0	0	0	0	0.0
International Paper	Philadelphia-P&G, PA *	3,991	0	0	0	0	0.0
International Paper	Little Rock P&G, AR *	3,740	0	0	0	0	0.0
International Paper	Newport, DE *	3,740	0	0	0	0	0.0

International Paper	Wenatchee, WAS *	3,577	0	0	0	0	0.0
International Paper	Tulsa-P&G, OK *	3,540	0	0	0	0	0.0
International Paper	Raleigh, NC *	3,274	0	0	0	0	0.0
International Paper	St. Louis-P&G/Kings, MO *	3,025	0	0	0	0	0.0
International Paper	Lubbock, TX *	2,991	0	0	0	0	0.0
International Paper	Minneapolis-P&G, MN *	2,830	0	0	0	0	0.0
International Paper	Van Nuys, CA *	2,822	0	0	0	0	0.0
International Paper	Tempe, AZ *	2,785	0	0	0	0	0.0
International Paper	Sacramento-P&G/Vine, CA *	2,764	0	0	0	0	0.0
International Paper	Stamford, CT *	2,616	0	0	0	0	0.0
International Paper	Anaheim P&G, CA *	2,615	0	0	0	0	0.0
International Paper	Gardena, CA *	2,611	0	0	0	0	0.0
International Paper	Overland Park, KS(Lenexa) *	2,491	0	0	0	0	0.0
International Paper	Hackensack, NJ *	2,479	0	0	0	0	0.0
International Paper	Roseville-P&G, MI *	2,443	0	0	0	0	0.0
International Paper	Havertown, PA *	2,413	0	0	0	0	0.0
International Paper	Ann Arbor, Mi *	2,395	0	0	0	0	0.0
International Paper	San Diego-P&G, CA *	2,346	0	0	0	0	0.0
International Paper	Woburn, MA *	2,344	0	0	0	0	0.0
International Paper	Albany P&G, NY *	2,274	0	0	0	0	0.0
International Paper	Cheektowago, NY *	2,231	0	0	0	0	0.0
International Paper	Oklahoma City-P&G, OK *	2,214	0	0	0	0	0.0
International Paper	Colorado Springs - Ps, CO *	2,174	0	0	0	0	0.0
International Paper	Tampa-P&G, FL *	2,125	0	0	0	0	0.0
International Paper	Scranton, PA *	1,907	0	0	0	0	0.0
International Paper	Charlotte-P&G, NC *	1,862	0	0	0	0	0.0
International Paper	North Canton, OH *	1,857	0	0	0	0	0.0
International Paper	Westbury, NY *	1,834	0	0	0	0	0.0

International Paper	Jacksonville -P&G, FL *	1,812	0	0	0	0	0.0
International Paper	Austin, TX *	1,753	0	0	0	0	0.0
International Paper	Ft Lauderdale, FL *	1,739	0	0	0	0	0.0
International Paper	Quincy, MA *	1,690	0	0	0	0	0.0
International Paper	Orlando-P&G, FL *	1,598	0	0	0	0	0.0
International Paper	Columbus, OH *	1,536	0	0	0	0	0.0
International Paper	Greensboro Scrh, NC *	1,522	0	0	0	0	0.0
International Paper	Atlanta, GA (P&G)*	1,516	0	0	0	0	0.0
International Paper	Albuquerque-P&G, NM *	1,404	0	0	0	0	0.0
International Paper	Greenville-P&G, SC *	1,012	0	0	0	0	0.0
International Paper	Pewaukee, WI *	924	0	0	0	0	0.0
International Paper	Chicago, IL *	856	0	0	0	0	0.0
International Paper	Phoenix P & G, AZ *	746	0	0	0	0	0.0
International Paper	North Kansas City, MO *	602	0	0	0	0	0.0
International Paper	Farmingdale, NY *	572	0	0	0	0	0.0
International Paper	Chicago, IL (Kimball)*	394	0	0	0	0	0.0
International Paper	Greenville-lip, SC *	381	0	0	0	0	0.0
International Paper	Las Vegas P&G, NV *	370	0	0	0	0	0.0
International Paper	Norcross, GA *	344	0	0	0	0	0.0
International Paper	Seattle, WA *	319	0	0	0	0	0.0
International Paper	Oak Park, MI *	317	0	0	0	0	0.0
International Paper	Memphis-P&G/Quince, TN *	144	0	0	0	0	0.0
International Paper	Kansas City, KS *	104	0	0	0	0	0.0
International Paper	Grand Rapids P & G, MI *	80	0	0	0	0	0.0
International Paper	Richmond-P&G, VA *	32	0	0	0	0	0.0
International Paper	Loveland, OH *	1,520,585	1	0	0	0	0.1
International Paper	Olathe, NE *	385,738	1	0	0	0	0.5
International Paper	Downey, CA *	553,023	2	2	0	0	0.7

International Paper	Wilmington, MA *	273,752	1	0	1	0	0.7
International Paper	Valley View, OH *	165,523	1	0	0	0	1.2
International Paper	Tampa - X, FL *	161,762	1	0	0	0	1.2
International Paper	Fenton, MO *	132,661	1	1	0	0	1.5
International Paper	Hanover, MD *	259,795	2	1	1	0	1.5
International Paper	Phoenix - X, AZ *	128,556	1	0	1	0	1.6
International Paper	Morrisville, NC *	127,533	1	0	0	0	1.6
International Paper	Saalfeld - Atlanta, GA *	120,839	1	1	0	0	1.7
International Paper	Pittsburgh - X, PA *	116,492	1	1	0	0	1.7
International Paper	Hayward/Huntwood CA *	114,389	1	0	0	0	1.7
International Paper	Salt Lake City - X, UT *	327,101	3	0	2	0	1.8
International Paper	Lakeland, FL *	107,840	1	0	0	0	1.9
International Paper	Richmond, VA - X *	107,779	1	0	1	0	1.9
International Paper	Columbia-X, SC *	106,989	1	0	1	0	1.9
International Paper	Glendale Heights, IL *	296,251	3	1	1	0	2.0
International Paper	Minneapolis - X, MN *	196,364	2	0	0	0	2.0
International Paper	Knoxville- X, TN *	97,210	1	1	0	0	2.1
International Paper	La Mirada, Packaging, CA *	91,044	1	0	0	0	2.2
International Paper	Harrisburg, PA *	271,622	3	2	0	0	2.2
International Paper	Livonia, MI (Detroit) *	352,232	4	3	0	0	2.3
International Paper	Ankeny, IA *	87,917	1	0	0	0	2.3
International Paper	Portland, OR - X *	171,811	2	0	1	0	2.3
International Paper	Pewaukee - X, WI *	164,292	2	0	0	0	2.4
International Paper	El Paso- X, TX *	80,223	1	0	0	0	2.5
International Paper	Oklahoma City- X, OK *	77,518	1	0	0	0	2.6
International Paper	Clifton - X, NJ *	297,704	4	3	1	0	2.7
International Paper	Dallas, TX *	223,276	3	1	2	0	2.7
International Paper	Stone Mountain, GA (AtlantaX) *	275,122	4	0	1	0	2.9

International Paper	Hayward/Wiegman CA *	187,659	3	0	0	0	3.2
International Paper	Birmingham, AL *	57,173	1	0	1	0	3.5
International Paper	Springfield, MO *	55,443	1	1	0	0	3.6
International Paper	Houston - X, TX *	100,428	2	1	1	0	4.0
International Paper	Westampton,NJ *	198,275	4	0	1	0	4.0
International Paper	Hebron, KY *	301,058	7	3	3	0	4.7
International Paper	Cincinnati Nat. Accts, OH *	37,817	1	0	1	0	5.3
International Paper	La Mirada, CA Nat. Accts *	36,753	1	1	0	0	5.4
International Paper	Stevens Point, WI *	23,475	1	0	0	0	8.5
Weighted Average for Category							1.13
Distribution Centers	*= Non-Member	13,068,407	74	23	20	0	

Sheeting & Sheet Feeder Plants			Total OSHA Log Cases (OSHA 300 log sum of col. G+H+I+J)	LWDC (OSHA 300 log col. H)	RWDC (OSHA log col. I)	Fatalities (OSHA log col. G)	Total IR
COMPANY	CITY/Location Name	Hours					
Boise White Paper	Jackson, AL	245,720	0	0	0	0	0.00
International Paper	Midwest Sheets(Tipton,IN)	166,086	0	0	0	0	0.00
International Paper	Gilroy (Bay Sheets)	164,274	0	0	0	0	0.00
International Paper	Springhill,LA *	146,790	0	0	0	0	0.00
International Paper	Hazleton,PA *	141,435	0	0	0	0	0.00
International Paper	Greensboro,NC *	127,601	0	0	0	0	0.00
International Paper	Fridley, MN*	116,826	0	0	0	0	0.00
International Paper	North Kansas City,MO *	107,709	0	0	0	0	0.00
International Paper	San Leandro,CA *	97,800	0	0	0	0	0.00
International Paper	Maryland Heights,MO *	97,520	0	0	0	0	0.00
International Paper	Stockton,CA *	86,198	0	0	0	0	0.00
International Paper	Shreveport,LA *	38,228	0	0	0	0	0.00
International Paper	Kennesaw,GA *	21,535	0	0	0	0	0.00
International Paper	Edinburg,TX *	16,187	0	0	0	0	0.00
International Paper	Gateway Sheets - St. Louis, MO	154,028	1	0	0	0	1.30
RockTenn	Athens, AL	137,885	1	0	1	0	1.45
International Paper	Russellville AR *	105,875	1	1	0	0	1.89
International Paper	Huntsville,AL *	105,561	1	0	1	0	1.89
RockTenn	Milwaukee, WI	173,953	2	0	2	0	2.30
RockTenn	Philadelphia, PA	77,156	1	0	0	0	2.59
International Paper	Ft. Worth,TX *	153,439	2	0	1	0	2.61
RockTenn	Hanover Park, IL	135,115	2	0	2	0	2.96
International Paper	Texas Sheets (San Antonio, TX)	157,850	3	2	0	0	3.80

RockTenn	Bedford Park, IL	139,104	3	1	0	0	4.31
International Paper	Byesville, OH *	91,415	2	2	0	0	4.38
International Paper	Jacksonville, FL *	43,272	1	0	1	0	4.62
International Paper	Minneapolis, MN *	76,963	2	0	0	0	5.20
International Paper	Ontario, CA *	57,518	2	0	1	0	6.95
International Paper	Dothan, AL *	46,959	2	0	0	0	8.52
Weighted Average for Category	*= Non-Member						1.6
Sheeting & Sheet Feeder Plants		3,230,000	26	6	9	0	

Fine Paper Converting			Total OSHA Log Cases (OSHA 300 log sum of col. G+H+I+J)	LWDC (OSHA 300 log col. H)	RWDC (OSHA log col. I)	Fatalities (OSHA log col. G)	Total IR
COMPANY	CITY/Location Name	Hours					
Domtar	Washington Court House, OH	161,690	0	0	0	0	0.00
Domtar	Rock Hill, SC	112,183	0	0	0	0	0.00
Domtar	Ridgefields, TN	109,183	0	0	0	0	0.00
Domtar	Addison, IL	91,722	0	0	0	0	0.00
Domtar	Brownsville, TN	84,082	0	0	0	0	0.00
Domtar	Tatum, SC	63,030	0	0	0	0	0.00
Domtar	Dubois, PA	168,489	1	0	1	0	1.19
Domtar	Owensboro, KY	141,854	1	0	0	0	1.41
Domtar	Indianapolis Converting, IN	169,477	2	0	0	0	2.36
Domtar	Dallas/Fort Worth, TX	118,849	3	1	2	0	5.05
Weighted Average for Category							1.15
Fine Paper Converting		1,220,559	7	1	3	0	

Specialty Division			Total OSHA Log Cases (OSHA 300 log sum of col. G+H+I+J)	LWDC (OSHA 300 log col. H)	RWDC (OSHA log col. I)	Fatalities (OSHA log col. G)	Total IR
COMPANY	CITY/Location Name	Hours					
RockTenn	Mississauga ON CAN	142,664	0	0	0	0	0.00
RockTenn	Richmond, BC	82,664	0	0	0	0	0.00
Buckeye Lumberton	Lumberton, NC	64,493	0	0	0	0	0.00
Mohawk Fine Papers	Elmira, NY	14,466	0	0	0	0	0.00
Mohawk Fine Papers	Saybrook, Ashtabula, OH	263,648	1	0	0	0	0.76
RockTenn	Orlando, FL	167,109	1	0	0	0	1.20
Green Bay Packaging	Slitting(Four Locations)	80,430	1	0	0	0	2.49
Green Bay Packaging	Winchester, VA	165,708	4	0	0	0	4.83
Green Bay Packaging	Green Bay, WI	563,914	15	0	10	0	5.32
Mohawk Fine Papers	SCC, Cohoes, NY	74,622	3	0	0	0	8.04

Weighted Average for Category							3.1
Specialty Division	*= Non-Member	1,619,718	25	0	10	0	

Sawmills			Total OSHA Log Cases (OSHA 300 log sum of col. G+H+I+J)	LWDC (OSHA 300 log col. H)	RWDC (OSHA log col. I)	Fatalities (OSHA log col. G)	Total IR
COMPANY	CITY/Location Name	Hours					
Rayonier	Baxley, GA	288,008	0	0	0	0	0.00
Rayonier	Swainsboro, GA	195,699	0	0	0	0	0.00
International Paper	Diboll, TX(Finger Jointing)*	45,062	0	0	0	0	0.00
International Paper	Buna Lumber (buna Tx) *	8,100	0	0	0	0	0.00
International Paper	Rome,GA(Lumber) *	393,053	1	0	0	0	0.51
Rayonier	Eatonton, GA	196,033	1	0	0	0	1.02
International Paper	Diboll, TX *	399,850	3	0	0	0	1.50
International Paper	Pineland, TX(Lumber)*	616,334	5	0	0	0	1.62
International Paper	Pineland, TX(Stud)*	220,927	2	0	0	0	1.81
Meadwestvaco	Cottonton, AL	452,874	5	4	1	0	2.21
International Paper	DeQuincy, LA(SW Lumber)*	391,151	5	0	3	0	2.56
Green Bay Packaging	Pincrest, AR	162,513	10	0	1	0	12.31
Weighted Average for Category							1.9
Sawmills		3,369,606	32	4	5	0	

Woodlands			Total OSHA Log Cases (OSHA 300 log sum of col. G+H+I+J)	LWDC (OSHA 300 log col. H)	RWDC (OSHA log col. I)	Fatalities (OSHA log col. G)	Total IR
COMPANY	CITY/Location Name	Hours					
Green Bay Packaging	Fiber Resources, AR	67,802	0	0	0	0	0.00
International Paper	Orange, TX*	33,256	0	0	0	0	0.00
International Paper	Rome, GA*	20,951	0	0	0	0	0.00
International Paper	Bogalusa, LA *	1,608	0	0	0	0	0.00
RockTenn	Demopolis, AL	58,460	1	1	0	0	3.42
RockTenn	Coatopa, AL	27,955	1	1	0	0	7.15
Weighted Average for Category							1.9
Woodlands	*= Non-Member	210,032	2	2	0	0	

Building Products		Hours	Total OSHA Log	LWDC	RWDC	Fatalities	Total IR
COMPANY	CITY/Location Name		Cases (OSHA 300 log sum of col. G+H+I+J)	(OSHA 300 log col. H)	(OSHA log col. I)	(OSHA log col. G)	
International Paper	Mt. Jewett, PA MDF	268,997	0	0	0	0	0.00
International Paper	Diboll Particleboard	232,686	0	0	0	0	0.00
International Paper	Diboll, TX Fiber Products	210,650	0	0	0	0	0.00
International Paper	West Memphis, AR Gypsum	103,368	0	0	0	0	0.00
International Paper	Fletcher, OK Gypsum	224,416	1	0	0	0	0.89
International Paper	Thomson, GA	195,685	1	0	0	0	1.02
RockTenn	Lynchburg, VA (Seven Hills)	149,356	1	0	1	0	1.34
International Paper	Cumberland City, TN	240,352	2	0	0	0	1.66
International Paper	Hope, AR	237,357	2	0	0	0	1.69
International Paper	McQueeney, TX Gypsum	148,018	2	1	0	0	2.70
International Paper	Monroeville, AL	213,949	3	0	1	0	2.80
International Paper	Fredericksburg, TX Gypsum	38,016	1	1	0	0	5.26
Weighted Average for Category							1.1
Building Product	*= Non-Member	2,262,849	13	2	2	0	

Recycle Collection Centers		Hours	Total OSHA Log	LWDC	RWDC	Fatalities	Total IR
COMPANY	CITY/Location Name		Cases (OSHA 300 log sum of col. G+H+I+J)	(OSHA 300 log col. H)	(OSHA log col. I)	(OSHA log col. G)	
RockTenn	St. Louis	145,913	0	0	0	0	0.00
RockTenn	St. Louis, MO(Division)	115,735	0	0	0	0	0.00
RockTenn	Renton(Seattle)	113,941	0	0	0	0	0.00
RockTenn	Maryland Heights, MO	112,367	0	0	0	0	0.00
International Paper	Des Moines, IA *	100,139	0	0	0	0	0.00
International Paper	Fremont, CA*	85,956	0	0	0	0	0.00
International Paper	Omaha, NE*	75,056	0	0	0	0	0.00
RockTenn	Chattanooga, TN (Trading)	74,984	0	0	0	0	0.00
RockTenn	Miami		0	0	0	0	0.00

		71,067					
Pratt Industries Recycling	Shreveport, LA	69,673	0	0	0	0	0.00
Pratt Industries Recycling	Fayetteville, NC	68,713	0	0	0	0	0.00
International Paper	West Sacramento,CA*	67,139	0	0	0	0	0.00
International Paper	Denver,CO*	64,103	0	0	0	0	0.00
International Paper	Wichita,KS*	63,143	0	0	0	0	0.00
RockTenn	Portland, OR (East)	61,328	0	0	0	0	0.00
RockTenn	St. Charles	60,295	0	0	0	0	0.00
RockTenn	Tampa,FL	59,488	0	0	0	0	0.00
RockTenn	Jacksonville North	58,407	0	0	0	0	0.00
International Paper	Carrollton,TX *	58,004	0	0	0	0	0.00
International Paper	Phoenix,AZ*	56,917	0	0	0	0	0.00
International Paper	Roseville,M(twin cities)*	55,272	0	0	0	0	0.00
International Paper	Charlotte,NC *	54,222	0	0	0	0	0.00
RockTenn	Jacksonville South	48,058	0	0	0	0	0.00
RockTenn	Nashville, TN	45,405	0	0	0	0	0.00
RockTenn	Indianapolis, IN	43,005	0	0	0	0	0.00
International Paper	Eugene,OR*	42,483	0	0	0	0	0.00
International Paper	Itasca,IL*	41,970	0	0	0	0	0.00
Caraustar	Doraville; GA	38,900	0	0	0	0	0.00
International Paper	Xalapa,MX*	38,136	0	0	0	0	0.00
RockTenn	Orlando Taft	37,676	0	0	0	0	0.00
RockTenn	Augusta	37,198	0	0	0	0	0.00
Caraustar	Charlotte, NC	36,100	0	0	0	0	0.00
RockTenn	Seattle	35,186	0	0	0	0	0.00
RockTenn	Orlando Sanford	33,776	0	0	0	0	0.00
RockTenn	Fresno, CA	32,636	0	0	0	0	0.00
RockTenn	Kansas City	31,456	0	0	0	0	0.00
RockTenn	Philadelphia		0	0	0	0	0.00

		27,259					
Caraustar	Cleveland, OH	27,100	0	0	0	0	0.00
RockTenn	Bakersfield	26,916	0	0	0	0	0.00
RockTenn	Southside Chicago	26,359	0	0	0	0	0.00
RockTenn	Memphis, TN	22,954	0	0	0	0	0.00
Pratt Industries Recycling	Nashville, TN	21,054	0	0	0	0	0.00
International Paper	Monterrey, MX, *	18,602	0	0	0	0	0.00
Pratt Industries Recycling	Columbia, SC	18,003	0	0	0	0	0.00
RockTenn	Sacramento West	15,600	0	0	0	0	0.00
RockTenn	Maryland Heights, MO (Multi)	11,907	0	0	0	0	0.00
Pratt Industries Recycling	Memphis, TN	10,463	0	0	0	0	0.00
RockTenn	Gainesville	4,278	0	0	0	0	0.00
RockTenn	Seattle, WA (Canadian)	1,854	0	0	0	0	0.00
RockTenn	College Park	1,672	0	0	0	0	0.00
International Paper	Baltimore, MD*	381	0	0	0	0	0.00
RockTenn	San Jose	161,590	1	0	0	0	1.24
International Paper	Kent, WA *	110,916	1	0	0	0	1.80
International Paper	Beaverton, OR *	104,073	1	1	0	0	1.92
International Paper	Richmond, VA*	100,980	1	0	1	0	1.98
RockTenn	Columbus, OH	88,098	1	0	0	0	2.27
International Paper	Norwalk, CA *	77,972	1	1	0	0	2.57
Caraustar	Texarkana, TX	77,000	1	1	0	0	2.60
RockTenn	Knoxville, TN	69,609	1	0	0	0	2.87
RockTenn	Marietta, GA	65,623	1	0	1	0	3.05
RockTenn	Torrance	307,844	5	0	1	0	3.25
RockTenn	Ft Lauderdale	59,685	1	0	1	0	3.35
Pratt Industries Recycling	East Point, GA	111,570	2	0	1	0	3.59
RockTenn	Sacramento East	53,795	1	0	0	0	3.72
International Paper	Salt Lake City, UT*		1	0	0	0	4.09

		48,887					
Pratt Industries Recycling	Savannah, GA	47,808	1	1	0	0	4.18
RockTenn	Louisville, KY	43,891	1	0	0	0	4.56
Pratt Industries Recycling	Winston, NC	42,649	1	1	1	0	4.69
Caraustar	Dalton, GA (incl. Chattanooga)	41,500	1	0	0	0	4.82
Caraustar	Columbus	36,800	1	1	0	0	5.43
RockTenn	Chattanooga, TN	72,476	2	1	0	0	5.52
International Paper	Memphis, TN *	69,069	2	0	1	0	5.79
Pratt Industries Recycling	Duncan, SC	69,025	2	0	0	0	5.80
RockTenn	Huntsville, AL	33,035	1	0	0	0	6.05
RockTenn	Maple Grove, MN	25,061	1		0	0	7.98
Pratt Industries Recycling	Denton, TX	23,127	1	0	0	0	8.65
RockTenn	Oakland	133,577	6	0	1	0	8.98
RockTenn	Evansville	19,966	1	0	0	0	10.02
Caraustar	Hardeeville, SC	55,500	3	2	0	0	10.81
RockTenn	Anchorage	22,988	2	0	0	0	17.40
RockTenn	Tucker, GA	45,444	4	0	2	0	17.60
Weighted Average for Category	*= Non-Member						2.1
Recycle Collection Centers		4,687,808	49	9	10	0	

Other Paper Converting			Total OSHA Log Cases (OSHA 300 log sum of col. G+H+I+J)	LWDC (OSHA 300 log col. H)	RWDC (OSHA log col. I)	Fatalities (OSHA log col. G)	Total IR
COMPANY	CITY/Location Name	Hours					
International Paper	Thorofare, NJ*	667,821	0	0	0	0	0.00
International Paper	Tucker, GA*	174,323	0	0	0	0	0.00
International Paper	Sturgis, MI*	146,895	0	0	0	0	0.00
International Paper	Beaverton, OR*	137,733	0	0	0	0	0.00
RockTenn	San Bernardo, Chile	137,202	0	0	0	0	0.00
International Paper	Prosperity, SC*		0	0	0	0	0.00

		122,327					
RockTenn	Toronto, ON	118,874	0	0	0	0	0.00
RockTenn	Hartwell, GA	114,562	0	0	0	0	0.00
RockTenn	Jacksonville, FL	102,928	0	0	0	0	0.00
RockTenn	Winston-Salem, NC (Permanent)	96,481	0	0	0	0	0.00
RockTenn	Edwardsville, IL	87,071	0	0	0	0	0.00
RockTenn	Bolingbrook, IL	69,983	0	0	0	0	0.00
International Paper	Hillsboro, OR*	69,825	0	0	0	0	0.00
RockTenn	West Chester, OH	68,868	0	0	0	0	0.00
RockTenn	Tukwila, WA	61,501	0	0	0	0	0.00
RockTenn	Mississauga, ON CAN (Assembly)	60,575	0	0	0	0	0.00
International Paper	Menomonee, WI*	60,442	0	0	0	0	0.00
RockTenn	Stockton, CA	56,138	0	0	0	0	0.00
RockTenn	Plymouth, IN (Knox)	54,127	0	0	0	0	0.00
International Paper	Delaware, OH*	44,573	0	0	0	0	0.00
RockTenn	Atlanta, GA (Pre-Print)	35,280	0	0	0	0	0.00
International Paper	Cypress, CA (LA Retail)*	30,724	0	0	0	0	0.00
International Paper	Kenton, OH (Optihue)*	15,207	0	0	0	0	0.00
International Paper	Bentonville, AR*	13,970	0	0	0	0	0.00
RockTenn	Tucker, GA	12,010	0	0	0	0	0.00
International Paper	Cerritos, CA*	9,027	0	0	0	0	0.00
International Paper	Cincinnati, OH*	4,376	0	0	0	0	0.00
International Paper	Stone Mountain, GA*	4,056	0	0	0	0	0.00
International Paper	Visalia, CA*	770,389	1	0	0	0	0.26
International Paper	Shelbyville, IL*	1,728,790	3	0	0	0	0.35
International Paper	Kenton, OH (Foodservice)*	1,148,018	3	0	0	0	0.52
RockTenn	Winston-Salem, NC (Assembly)	319,641	1	0	0	0	0.63
RockTenn	Iowa City, IA	198,831	1	0	0	0	1.01

RockTenn	Frenchtown, NJ	155,294	1	0	1	0	1.29
RockTenn	Orange, CA	151,566	1	0	0	0	1.32
International Paper	Indianapolis, I(Preprint)*	147,692	1	1	0	0	1.35
RockTenn	Ridgeway, VA	133,409	1	0	0	0	1.50
RockTenn	Plymouth, IN	238,365	2	2	0	0	1.68
International Paper	Charlotte, NC*	1,244,369	11	6	3	0	1.77
RockTenn	Saint Charles, MO	212,818	2	0	0	0	1.88
RockTenn	Marlton, NJ	106,100	1	0	1	0	1.89
International Paper	Richwood, KY*	102,989	1	0	1	0	1.94
International Paper	Carol Stream, IL*	292,867	3	1	1	0	2.05
RockTenn	Saint Louis, MO	93,206	1	0	0	0	2.15
RockTenn	Charleroi, PA	173,719	2	2	0	0	2.30
RockTenn	Mendoza, Argentina	85,245	1	1	0	0	2.35
RockTenn	Lithia Springs, GA	159,554	2	0	0	0	2.51
International Paper	Indianapolis, I(Retail)*	623,266	8	4	0	0	2.57
International Paper	Sumter, SC*	230,616	3	0	2	0	2.60
RockTenn	Merced, CA	140,291	2	2	0	0	2.85
RockTenn	Mississauga, ON CAN	187,048	3	0	2	0	3.21
RockTenn	Antizapan, Edo de, MX	61,530	1	1	0	0	3.25
RockTenn	Dekalb, IL	121,337	2	1	0	0	3.30
RockTenn	Scarborough, ME	156,649	3	1	0	0	3.83
RockTenn	Hebron, KY	48,772	1	0	0	0	4.10
RockTenn	Tulare, CA	48,616	1	0	1	0	4.11
RockTenn	Dallas, TX	96,787	2	1	0	0	4.13
RockTenn	Portage-Du-Fort, QBE	136,565	3	1	1	0	4.39
RockTenn	Hillside, IL	324,718	10	1	3	0	6.16
RockTenn	Pickering, Ontario	74,215	3	2	1	0	8.08
International Paper	Irvine, CA*	46,291	2	1	0	0	8.64

Weighted Average for Category							1.35
Other Paper Converting	*= Non-Member	12,336,460	83	28	17	0	



Boy Scout Pulp & Paper Merit Badge

by John Sunderland

The Boy Scouts of America (BSA) provides young men with many types of achievement and recognition. Their system for advancement utilizes ranks and merit badges for boys from 11 years old until their 18th birthday. Merit badges cover a variety of subject matter from American Business to Woodworking with over 130 topics in between. Scouts undertake the completion of the requirements of a merit badge to go toward their Star, Life and Eagle rank achievements or they may just pick a topic because of a special interest that they may have.

A long-standing merit badge has been the one for Pulp & Paper. Many of our member locations have been a part of providing tours and information for Scouts to utilize in passing off the requirements of the badge. In October the national BSA office approached PPSA to assist in the updating of the merit badge. In January, the BSA Director of Photography, Michael Roytek visited one PPSA's Florida pulp mills along with a number of Scouts from the local troop and discussed the content of the merit badge requirements along with taking photos for inclusion in the forthcoming new pamphlet. In addition to the mill visit, Michael was able to get photos around a logging job and a slash pine seedling nursery.



Pulp and Paper



The Boy Scouts of America provides a program for young people that builds character, trains them in the responsibilities of participating citizenship, and develops personal fitness. To learn more go to www.scouting.org



Safety News & Articles

08/02/2012 — CLARIFICATION OF OSHA TRAINING REQUIREMENTS FOR BASIC FIRST AID AND CARDIOPULMONARY RESUSCITATION (CPR)

(HISTORY: Issue Date: 08-02-2012)

August 2, 2012

Mr. Ralph M. Shenefelt
Vice President, Strategic Compliance
Health and Safety Institute
1450 Westec Drive
Eugene, Oregon 97402

Dear Mr. Shenefelt:

Thank you for your letter dated July 28, 2011, to the Occupational Safety and Health Administration (OSHA) for a clarification of OSHA's standards pertaining to basic first aid and cardiopulmonary resuscitation (CPR). This constitutes OSHA's interpretation only of the requirements discussed and may not be applicable to any question not delineated within your original correspondence.

Your question is paraphrased and our response follows.

Question: Does OSHA consider online training only (computer-based training without a hand-on skill component or verification of competent skill performance by a qualified trainer) acceptable for meeting the intent of the basic first-aid and CPR requirements of OSHA standards at [29 CFR 1910.151](#) (medical services and first aid), [1910.146](#) (permit-required confined spaces), [1910.266](#) (logging operations), [1910.269](#) (electric power generation, transmission, and distribution), [1910.410](#) (qualifications of dive team), and [1926.950](#) (power transmission and distribution)?

Reply: Online training alone would not meet the requirements of these training standards. The word "train" is defined as "[t]o make proficient with special instruction and practice," *Webster's II New Collegiate Dictionary*, 1995, p. 1,169. These standards require training in physical skills, such as bandaging and CPR. The only way these physical skills can be learned is by actually practicing them. *OSHA's Best Practices Guide: Fundamentals of a Workplace First-Aid Program*, 2006, p. 11, states that a first-aid training program should have trainees develop hands-on skills through the use of mannequins and partner practice. The guide may be accessed at www.osha.gov. Doctors and nurses receive hands-on training. However, the standards cited above do not require verification of competent performance, except as follows. The general industry confined space standard provides at 29 CFR 1910.146(k)(1)(i):

(k) Rescue and emergency services.

(1) An employer who designates rescue and emergency services, pursuant to paragraph (d)(9) of this section, shall:

(i) Evaluate a prospective rescuer's ability to respond to a rescue summons in a timely manner, considering the hazard(s) identified;

The logging standard provides at [29 CFR 1910.266](#) in mandatory Appendix B that training "... shall be conducted using the conventional methods of training such as lecture, demonstration, practical exercise, and examination (both written and practical)"

(emphasis added). The diving standard at [29 CFR 1910.410\(a\)\(3\)](#) provides that training of dive team members shall be "... (American Red Cross standard course or equivalent)." Since the American Red Cross standard courses include verification of competent skill performance, this provision requires likewise.

Thank you for your interest in occupational safety and health. We hope you find this information helpful. Please be aware that OSHA's enforcement guidance is subject to periodic review and clarification, amplification, or correction. Such guidance could also be affected by subsequent rulemaking. In the future, should you wish to verify that the guidance provided herein remains current, you may consult OSHA's website at www.osha.gov. If you have any further questions, please feel free to contact the Office of General Industry and Agriculture Enforcement at (202) 693-1850.

Sincerely,

Thomas Galassi, Director
Directorate of Enforcement Programs

SAFETY NEWS FLASH

Incident Type: Near Miss

Location:

Date: November 12, 2012

Time: 2:00 pm

Description: Employee was troubleshooting plugged stock line from hardwood HD to hardwood leveling chest (valve is located in the refiner room). Employee was standing directly underneath the valve while he was pulling the chain assist manual valve (chain assist used for closing valves in pipe racks or other hard to reach locations) while trying to open the valve.

When the chain was pulled it fell and landed in front of the employee. The employee was not struck or injured. Maintenance replaced the handle but not the chain assist.

Basic causes:

- Use of defective equipment - unaware; and
- Inadequate or improper system setup.

Contributing causes:

- Inadequate identification of worksite or behavior hazard(s); and
- Inadequate consideration of abnormal conditions (i.e., startup, shutdown, emergency, etc.) or non-standard gear, tools, equipment, mobile equipment.

Root cause:

- Inadequate design (the retaining nut had loosened possibly due to vibration and valve handle came off when force was applied).

Corrective Actions:

- Continue to order replacement valves with locking nut and lock washer;
- Consider/evaluate changing some of the most used chain operated valves to air actuators or build platforms;
- Have employee share incident; and
- Communicate with all employees.



Photo showing valve

SAFETY NEWS FLASH**Incident Type:** Near Miss **Location:** Chipper**Date:** 4/19/12

Description: Two employees were locking out the number three chipper system for a knife change. While completing the system lockout, one lock was mistakenly placed on the electrical disconnect directly above the chipper in-feed disconnect (the intended lockout point). The mistake was not recognized until after the work was completed. No one was injured.

Employees were not in danger as the chipper was covered under an interlock system and would not have started. This is an example of why we have multiple checks and balances for lockouts.

Root cause: Failure to follow policies, standards, and procedures – disregarding step sequences and monitoring of work. Complacency led to the critical line-of-fire error.

Corrective actions:

1. Policies and procedures in place are thorough and accurate. No procedural action items are recommended.
2. Safety stand-down with all employees was conducted emphasizing the role complacency plays in employee safety.

Employees were working on the equipment associated with the bucket below.



Lock was placed on bucket above.



February 1, 2013



Product Inspection Advisory Notice – Immediate Action Required

Products Involved: FallTech Lanyards, Rebar Chain Assemblies , Harness/Lanyard Combos, and Roofer's Kits

Manufacture Dates: 01/01/2012 through 01/25/2013

Serial Numbers: 0776186 through 1218826

FALLTECH DO NOT REMOVE LABEL OSHA 1926.502 ANSI Z359.1-2007 Made in USA Max Elongation: 48" SERIAL NUMBER: 1234567	Style#: 8256 Series: ClearPack Application: Shock Absorbing Lanyard Size: 6' Date of Mfg: JUN 2012 Capacity: 130-310lbs Material: Polyester Web Anchor end hook(s) must be attached to harness lanyard keeper when not in use.
--	---

This is a brief portion of the notice. See Fall Tech's website for information.

<http://falltech.com/index.asp>

This is a brief summary of the safety notice. Contact Genie for details.

	
SAFETY NOTICE	120016

Date: December 6, 2012

Models and Serial Numbers Affected:

Z-80: Z8008-2064 to Z8008-2113

Subject: Secondary Lift Cylinder Replacement

Issue:

Genie has received a report of a failed secondary lift cylinder on one of the machines listed above. Genie has determined that all affected cylinders must be replaced. **If the affected cylinder fails, the platform can fall.**

Action Required:

This safety notice requires the immediate removal from service, and inspection of the secondary lift cylinder installed on the machines listed above. Affected cylinders have the date code starting with D8A052 to D8A061. Machines may only be put back into service after this safety notice is completed.

Search for your nearest Terex AWP dealership by visiting our website at:

<http://www.genielift.com/dealersearch/>

If you require additional copies of this safety notice or have any questions, please contact Genie's service department at:

United States 800-536-1800

Canada 425-881-1800

Europe +31 653 221 908

Australia 61 733751660

All other locations 001-425-881-1800

**“The Element of Human Safety” - A Quick Look at the PPSA 70th
Annual Safety and Health Conference**

At the PPSA 70th Annual Safety and Health Conference, June 9-12, 2013 in Williamsburg, Virginia, presenters will focus on “The Element of Human Safety,” addressing how human behavior will proactively help prevent, detect and control events before they occur. Professionals from across the country know the importance of safety and attendees will hear from 11 speakers who will show the impact of addressing the human impact on safety. Among those speakers are Judy Lassa, Shane Bush, and Ralph Mosely.

Judy has served as Vice President of Packaging since 2000 for Boise Cascade Corporation, Boise Cascade and Boise, Inc. She holds a B.S. in Paper Science and Engineering from the University of Wisconsin-Stevens Point. In November 2010, Judy was promoted to the position of Senior Vice President and General Manager of Paper and Specialty Products at Boise, Inc.

Judy’s commitment to safety is exemplified by her support of Boise Packaging’s safety management system as a business leader and by her participation within that system. She has participated in various activities that range from the company’s general safety conference to safety audits at various locations within Boise.

Safety performance, in terms of incident rate, at Boise Packaging has improved during the last few years. The corrugated plants have moved from a high incident rate in 2007 to significantly decreased incident rate in 2009. Packaging plants, in total, ended 2010 at the lowest rate ever. Judy’s leadership helped Boise’s DeRidder Mill complete 2010 without a recordable incident.

These accomplishments are largely due to Judy’s dedication to teaching the value of safety to the Boise team. Judy’s work truly exemplifies that she understands and respects the element of human error in safety.

Even with the best intentions, recordable safety incidents can be provoked by conflicting management and leadership practices and by weaknesses in the organization’s processes and culture. Shane Bush, co-founder of BushCo., offers ways to properly teach and implement safety procedures. Shane’s primary mission is to provide services to progressive organizations in the area of Human Performance Improvement.

Attendees will participate in activities that demonstrate the HPI tools and defenses that are intended to reduce error rates, but more importantly reduce the “consequences” of errors. Attendees will be offered (at no cost) an electronic version of the latest Department of Energy (DOE) Human Performance Improvement desk reference manual 1 (Concepts and Principles) and 2 (Human Performance Tools). The manuals also provide information on how to implement an HPI process while working toward becoming a High Reliability Organization (HRO).

Shane has a BS in Corporate Training, an MS in Industrial Safety, is a Registered Radiation Protection Technologist (NRRPT), and is a Certified as a Human Performance Technologist (CPT) with the International Society for Performance Improvement (ISPI). Shane works as an Adjunct Professor at the University of Idaho facilitating graduate level courses in Behavior Based Safety, Human Performance Fundamentals and Human Error Investigation.

In his Monday morning presentation, Shane will explain why 80% of organizations’ unwanted outcomes are a result of human error. He will also share the facts about common safety-prevention myths and a more productive approach to preventing human error in the workplace.



One popular, but not necessarily fool proof, defense to recordable incidents in the Pulp and Paper Industry is the use of robots. Ralph Mosely, Certified Safety Professional, REM Safety Consulting, will be closing the conference on Wednesday morning with an overview of the major safety hazards connected with robots when they are not used correctly and will show participants what to look for when they evaluate robot safety in their facilities.

Ralph specializes in safety concerns with robots, automated machinery, and large manufacturing machinery. He is a Machine Safety Consultant and works for many of the Pulp and Paper industry's most well known companies, as well as for companies in numerous other industries. He is qualified as an expert in this area in the court system, and has worked both for OSHA and manufacturing clients.

Additional conference topics and speakers include Building Quality Relationships with Stan Cherkaskey. Stan will share some practical tools and techniques to help you be proactive in improving your business relationships. This includes relationships with people that you have historically had friction or communication problems. Stan's powerful message will be helpful not just in your business relationships, but with your family and social relationships, as well.

Stan is known for his focus on leadership development, team building, results, and bottom-line savings. A dynamic performance coach, he has personally guided more than 45 leading organizations to realize a competitive advantage. Stan has trained more than 20,000 managers in leadership and communication skills, organizational effectiveness, leadership development, problem solving, and change management techniques.

The PPSA Annual Conference will also offer presentations about Mobile Equipment and Pedestrian Safety, Safe Start with Warren Picken, A Contractors Perspective on Safety from Jacob's Engineering, and OSHA Key Initiatives.

Attendees will hear case studies and success stories from leading paper companies including IP, Domtar and Buckeye. Register for the PPSA Annual Conference at www.ppsa.org.



The Legal Corner

By Charlie Morgan, Alston & Bird LLP

office | 404.881.7187, mobile | 404.259.5265, charlie.morgan@alston.com

OSHA RE-UPS SITE-SPECIFIC TARGETING PLAN FOR 2013

On January 8, 2013, OSHA announced its 2013 plan for site-specific targeting inspections. As with past years, OSHA will develop a list of sites targeted for inspection, primarily based on sites that have higher than industry average injury and illness rates. This plan will use injury and illness data from 2010 in order to compile this year's list of sites to be targeted for inspection.

In addition to the SST plan, OSHA will continue targeting inspections through National Emphasis Programs and Regional and Local Emphasis Programs. OSHA currently has eleven National Emphasis Programs: amputations, lead, crystalline silica, primary metals, shipbreaking, trenching/excavations, process safety management covered chemical facilities, hexavalent chromium, federal agencies, combustible dust, and nursing and residential care facilities. Also, OSHA currently has approximately 140 Regional and Local Emphasis Programs. See http://www.osha.gov/OshDoc/Directive_pdf/CPL_02-13-01.pdf

RECENT REVIEW COMMISSION DECISIONS

Willful Classification Rejected in Sawmill Debarker Fatality

In *KyKenKee, Inc.*, the Administrative Law Judge rejected the Secretary's allegation of willfulness in a citation alleging failure to guard a mechanical barker in a saw mill. *KyKenKee, Inc.*, Docket No. 11-1886 (OSHRC ALJ December 31, 2012). The OSHA inspection was triggered by a fatality, and the citation alleged a willful violation of 29 C.F.R. § 1910.265(d)(4)(iii), alleging a failure to fence off or post as a prohibited area the ring barker involved in the accident and its conveyors. The accident occurred when a worker walked into the barker area and was fatally struck on the head by a log that had fallen from the out-feed conveyor of the machine.

The ALJ rejected the employer's argument that the standard was too vague to be enforced. The standard at issue requires that "[t]he hazardous area around ring barkers and their conveyors shall be fenced off or posted as a prohibited area for unauthorized persons." The employer argued that "hazardous area" and "unauthorized persons" were too vague to be enforced and cited an earlier ALJ decision supporting that conclusion. ALJ Welsch rejected the argument and the previous decision, ruling that the standard could be interpreted in a reasonable manner with a common sense understanding.

The ALJ similarly rejected the employer's argument that a verbal warning is equivalent to the "posted" requirement in the standard. The ALJ held that a "verbal warning to 'stay away' is too general and ambiguous as opposed to signs or a fence which clearly identifies the area as hazardous and delineates the safe distance to maintain from the barker machine and its conveyors."

Finally, the ALJ rejected the Secretary's allegation that the violation was willful, holding that the employer in good faith believed that its verbal rule warning people from the area was sufficient, and

there had been no injury to employees from falling logs in the debarking area in the 40 years of the mill's operation. The ALJ found that the requisite heightened awareness necessary for a willful classification was absent, and affirmed the violation as serious.

OSHRC Rejects Willful Characterization of Silica Respirator Citation and Rejects General Duty Clause Violation

In *Cranesville Block Company*, the Occupational Safety and Health Review Commission held that the Secretary of Labor failed to prove both willfulness relating to a respirator standard citation as well as a general duty clause violation relating to chocking parked trucks. *Cranesville Block Company, Inc./Clark Division*, Docket No. 08-0316 and 08-0317 (OSHRC June 12, 2012).

The employer's site in *Cranesville* is a ready-mix concrete operation, and the inspection at issue was conducted in response to a formal complaint with OSHA. Among other citations, OSHA issued the employer a willful violation of 29 C.F.R. § 1910.134(a)(2), alleging a failure to provide an appropriate respirator for employees working in a mixer drum and potentially exposed to silica dust. The employee at issue was using a half-mask respirator, but the cartridge for the respirator was not appropriate for silica. In rejecting the Secretary's willful classification, the Review Commission noted: (1) *Cranesville* had adopted guidance issued by the National Ready Mix Association that requires respirator use while chipping mixer drums; and (2) *Cranesville* had issued a respiratory protection policy that required respirators be issued to employees only after required evaluation and training. The Review Commission held that because the employer had made a good faith effort to comply with the standard, the willfulness allegation was not supported.

OSHA also cited the employer under the general duty clause for alleged failure to provide stop blocks in truck bays to keep the trucks from rolling into a nearby pond. The Secretary alleged that the employer was missing two of the stop blocks present in the bays. The Review Commission vacated the citation, holding that the Secretary had failed to prove that the employer was aware of the condition, and had put on no evidence other than a photograph of the condition to show employer awareness.



PPSA has been a resource to the pulp, paper, converting, recycle and forest products industry since 1944.

The 70th Annual Pulp & Paper Safety Association Safety & Health Conference at the Williamsburg Lodge, Colonial Williamsburg, VA June 9th – 12th, 2013

- **Meet and make valuable safety contacts within Forest Products Industry**
- **Hear first-hand from companies like yours with outstanding safety records**
 - **Find out what the latest OSHA activity and direction is**
 - **Learn new accident avoidance techniques**
 - **Learn about new industry specific training programs**
- **Find out what is on the cutting edge and currently available from safety suppliers**
- **Share in the accident experience of others in order to avoid the same at your location**

To register for the conference:

Visit our website at http://ppsa.org/conferences_and_seminars/2013_conference_registration.html or

Call the office at 850-584-3639 or fax a registration form to 850-584-3636 or

Email your form to ppsasecy@fairpoint.net

In addition to 2 ½ days of great conference presentations, vendors will be providing information about their products and services. Sunday provides for a memorable golf outing in the midst of the historic area. Spouses/guests can tour the colonial site and will be provided with passes to go through the museums and sites in the old village area.

Colonial Williamsburg is a living-history museum and private foundation representing the historic district of the city of Williamsburg, Virginia, USA. The 301-acre (122 ha) Historic Area includes buildings dating from 1699 to 1780 which made colonial Virginia's capital, as well as Colonial Revival and more recent reconstructions.



Pulp & Paper Safety Association's

70th Annual Safety & Health Conference

June 9 - 12, 2013

Colonial Williamsburg Lodge, Williamsburg, VA

Name: _____ (As it will be printed on Badge) Company: _____

Title: _____ Address: _____ City: _____ St: _____

Zip: _____ Phone: _____ Fax: _____ E-Mail: _____

Spouse/Guest's name (if attending): _____

REGISTRATION FEE INCLUDES: Monday & Tuesday, Wednesday Continental Breakfast & Lunch and Wednesday night Awards Banquet.

HOTEL RESERVATIONS: All registrants are responsible for making their own hotel accommodations. Two room rates are available on a first come- first serve basis. The Superior room (325 Sq. ft.) rate is \$139 night, single or double occupancy and the Deluxe room(400 Sq. ft.) rate is \$179 per night. Complimentary wireless and self-parking are provided with both type rooms. For room reservations call **800-261-9530**. Please use the Booking ID **19900** when calling. Normal rates run about \$195 & \$235 So be sure to mention the 19900 when making reservations to receive the special rates. The hotel requires a one night deposit. Rooms booked after May 7th may only be available at much higher rates so be sure to book early to get the Special Conference rate. Or you can use the web at <https://resweb.passkey.com/go/19900>

Registration Fee for Conference	<u>By April 15</u>	<u>April 16 and Later</u>
Location Member Registration	\$545	\$595
Location Non-Members	\$620	\$670
NOTE: 5 or more <u>from same location</u> – deduct \$50 per person (Member & Non-Member)		
Spouse/Guest (all functions)	\$250	\$250
Sunday Golf Outing (8am - 2pm)	\$135	\$135
<i>Rental clubs will be available. Please check with the Association Office for details.</i>		
Extra Chairman's Reception Tickets	\$60 ea.	\$60 ea.
Extra Awards Banquet Tickets	\$70 ea.	\$70 ea.
MemberVendor () Bronze Level – \$800 () Silver Level – \$1250 () Gold Level – \$1850 () Platinum – \$2500		
Additional Vendor Attendees		

CANCELLATION POLICY: Cancellations accepted through May 27, 2013; no refunds after May 27, however substitutions will be allowed.

To assist us in planning for attendance at various Conference functions, please place the number of people on this registration form that will be attending each function. Lunches can be purchased ala Carte, ask for details.

___ Sunday Golf Outing ___ Sunday Reception Monday Lunch ___ Tuesday Lunch ___
 ___ Monday Spouse/Guest Brunch ___ Wednesday Lunch ___ Wednesday Evening Awards Banquet

Payment:

() Check Enclosed \$ _____ () Will pay at Conference () Purchase Order

() Card #: _____ Expiration Date: ____/____/____



Name as appears on Card: _____ (mark card type)

☐ ☐ ☐

Remit to: Pulp & Paper Safety Association, P.O. Box 531, Perry, FL 32347 Or Fax to 850-584-3636
 or call the office at 850-584-3639 or email to ppsasecy@fairpoint.net

2013 Safety Management/Leadership Course

Bring the best practices in safety to the paper and packaging industry at the safety management level.

In this course, a special focus will be placed on leadership training, including incorporating a safe environment into workforce training and work expectations.

April 10-11, 2013

**TAPPI HQ
Norcross, GA USA**



Topics covered in this course:

- Safety Fundamentals / Modern Safety Management Principles
- OSHA Recordkeeping and Medical Management
- Incident Investigation
- Safe Behavior and Choices
- Safety Culture
- Measuring Safety Performance
- Hazard Recognition
- Safety Walkthroughs, Observations and Messaging
- Managing Change Safely
- Safety Organization
- Effective Safety Communication
- Putting It ALL Together at the end – So now what do I do?

This course is designed for anyone that takes on a leadership role in safety including:

- Human Resources
- Training
- Safety Supervisors
- Team Leaders
- Plant Managers
- Project Leaders
- Frontline Supervisors
- Safety Committee Participants



Course Faculty

Matthew Kanneberg is the Division Safety Manager for RockTenn's Containerboard Mills and a member of the Board of Directors for the Pulp & Paper Safety Association (PPSA).

He has had a 20+ year career in the pulp and paper industry. He has been in occupational safety and security management positions for public, construction and general industry locations. He has a BA in Business Management, former Emergency Medical Technician and Fire Fighter, and numerous safety related certifications.

Learn more at www.tappi.org/13safemgt

TAPPI & PPSA members save on course registration

Join TAPPI at www.tappi.org/Membership

Join PPSA at http://www.ppsa.org/membership_information.html



Do recent news stories of workplace tragedies make you wonder if your company has its "safety-related matters" in order? Let the **Certified Occupational Safety Specialist® (COSS)** program help you figure it out! Take the next step and [register](#) for this nationally-known program.

PPSA members receive member pricing on the March 25 - 29, 2013 COSS program

The COSS Program is Unique

Not only will you learn how to read and understand the OSHA 1910 and 1926 Code Federal Regulations and help your company avoid OSHA citations that cost millions of dollars, but more importantly, by learning how to work safely on a job site, you can teach your company how to eliminate the risk of fatalities and near misses. Almost 47% of COSS graduates responding to our survey, indicate that since taking COSS, their company's injury rate and/or OSHA recordables have decreased by as much as 25% and others attest to as much as a **100% decrease!**

Request a [Course Outline & Syllabus](#) for more information.

The class also addresses the psychology of safety, the true cost of an accident, hazard recognition, how to start a health & safety program, behavior based safety, and much more!

What Will You Receive?

Upon successfully completing the program, you will obtain your national Certified Occupational Safety Specialist (COSS) designation, your OSHA 10-hour card of completion in Construction, and your OSHA 10-hour card of completion in General Industry.

National Program Recognitions

COSS is 1 of only 56 organizations in the world with a program accredited by the **American Petroleum Institute (API)**. In addition, the certifying body for construction education for colleges, universities and technical/trade schools, **American Council for Construction Education (ACCE)**, has also recognized our program. COSS is the only non-degree program to receive this national endorsement. Lastly, COSS has been established as a mandatory course for students in the Construction Management Program at Louisiana State University.


Program Content


The program consists of 40 hours of hands on, face-to-face learning, which is delivered by an Authorized OSHA Outreach Trainer in both Construction and General Industry. Case studies and workshops are used extensively to bring learning objectives into focus. Guest speakers from areas such as OSHA and other governmental agencies are used to enhance the learning experience. Student presentations, daily quizzes, practical reviews and a comprehensive final exam will allow you to demonstrate your competency.

Prerequisites

The only prerequisite for the COSS program is you must have a high school diploma or equivalent. In each class, we tend to have a mix of non-experienced, first time safety persons, as well as safety professionals who have been in the safety field for 20+ years. But, we have learned that regardless of the number of years of experience you have in safety, everyone leaves the COSS class with a wealth of knowledge!

If you would like more information on the COSS program, call 877-610-2677 or email bgordon@css.net







HAGEMEYER®

NORTH AMERICA

YOUR MRO **SAFETY SOLUTIONS PROVIDER**
FOR THE PULP & PAPER INDUSTRY


SAFETY

- Eye Protection
- Face & Head Protection
- Hearing Protection
- Hand Protection
- Protective Clothing
- Respiratory Protection
- Fall Protection
- First Aid & Supplies
- Instrumentation/Gas Detection
- Signage & Identification
- Plant & General Safety
- Firefighting & Emergency Response
- Technical Services, Training, & Consulting

INDUSTRIAL MRO

- Cutting Tools
- Abrasives
- Machinery & Metrology
- Hand Tools
- Power Tools
- Coatings, Lubricants, & Chemicals
- Adhesives, Tape, & Packaging
- Facility Care
- Material Handling & Storage
- Power Transmission
- Mill Supplies
- Safety
- Electrical MRO

Price H. Hartman
Pulp and Paper Segment Manager
ph. 615-542-6482
phartman@hagemeyerna.com
www.hagemeyerna.com



1-3910-005

EMERGENCY RESPONSE TRAINING & EQUIPMENT SALES



Eddie Sisco
Ralph Johnson

SAVE LIVES.
SAVE MONEY.
SAVE JOBS.

- Structural & Incipient Fire Brigade
- Hazardous Materials Emergency Response
- Confined Space & High Angle Rescue
- Incident Command
- Oil Spill (SPCC)
- Standby Confined Space Rescue Teams
- Equipment Sales



Industrial Firefighting Training



Hazardous Materials Training



Confined Space Rescue Training

Emergency Response Services, Inc.

PO Box 680618 • Fort Payne, AL 35968

(256) 997-9087 • FAX: (256) 997-9041

www.erstraining.com



Finally – An Effective Plug Valve Lockout!




Do-it-yourself no more.

With Brady's new Plug Valve Lockout, you can easily secure manual plug valves to OSHA-compliant standards. Available in four sizes. The Plug Valve Lockout is an effective fit for any popular 1" to 6" diameter plug valves which represents 10% of the valves used in the industry.

To learn more about Brady's complete line of Lockout/Tagout solutions, visit www.bradyid.com/lockout.

DOES YOUR FACILITY COMPLY WITH OSHA AND EPA REGULATIONS FOR A CLEAN, DRY, SAFE WORKPLACE?

Brady can work with you to audit walkways, production areas, storage areas, outside areas of your plant(s) and more!



Whether you're protecting your employees or your equipment, Brady's SPC absorbents help keep work areas clean and safe from virtually any spill, drip, leak or greasy build up. Depending upon the application and absorbents used, facilities may save anywhere from 5-15% on their annual absorbent purchase and disposal costs.

Contact Brady at 1-888-272-3946 to request an on-site Environmental Survey Audit performed at your facility.

For more information, visit:
www.BradyID.com/spc



The early detection of smoke or fire,
can make a **HUGE** difference



FireVu
Video Analytics for Smoke and Fire

- ✓ Video Surveillance
- ✓ Video Analytics
- ✓ Access Control
- ✓ Video Monitoring

Designed and Deployed Exclusively by:



United Security Alliance, Inc.
Specialist in Video Surveillance Systems
Nationwide Since 1985

www.usacctv.com • (866) 620-0505



Training

C&R COMPLIANCE

Industrial Safety Specialists
www.crcompliance.com

678-882-6450

678-848-5836

Glint

Ronnie

**Shut Down Safety
 Services**



AMERICAN

EMERGENCY **R**ESPONSE **T**RAINING



Confined Space Simulators, Arizona



High Angle Rescue, Texas



Structural Fire Brigade, Louisiana



Incident Management, Hoover Dam

American ERT has provided emergency response training for major industrial response teams both nationally and internationally for the past 19 years.



Industrial Firefighting

American ERT has representatives on many National Safety committees. This allows AERT to keep their clients up to date with regulations, standards and best practices.

www.americanert.com



(865) 609-7020
Knoxville, TN St Thomas, USVI

Safety and Energy Savings Solutions at your dock and door openings



**Smooth Transition
Dock Levelers**



Vehicle Restraints

The most effective way to prevent accidents caused by trailer separation and vertical or horizontal movement.



Revolution Fans

An industrial ceiling fan that helps drive down energy costs while improving employee comfort.



Frommelt® Seals and Shelters
with the new PitMaster underleveler seal
for maximum energy savings



Barrier Systems

Discover new cost-effective solutions to help keep your people safe and reduce equipment and product damage.



Rite-Hite Industrial FasTrax Doors

The safest, most efficient and most reliable high speed doors in the industry.

Contact Tim Kubly, Strategic Account Paper Specialist, VP
tkubly@ritehite.com Mobile: 262-365-3507

RITE-HITE CORPORATION
8900 N Arbon Drive * Milwaukee, WI 53223 * 800-456-0600 * www.ritehite.com



United Security Alliance, Inc.

Nationwide Since 1985

www.USACCTV.com

United Security Alliance, Inc., now a Rite-Hite Company has over 27 years of experience in the engineering, deployment, service and support of technology based - enterprise solutions such as IP Video and Access Control to meet today's ever growing demands for safety, security and productivity.

USA offers the very best in technology based solutions.



Our Technology Includes:

- Megapixel IP Video Systems
- Video Integrated Logistics Systems
- Video Based Smoke and Fire Detection
- Remote Video Monitoring Services
- IP Based Access Control Systems
- Environmental Monitoring and Data Logging
- Real Time GPS Fleet Vehicle Tracking



Dan Quarles - Sales V.P.
dquarles@ritehite.com
(727)-644-2258

RITE-HITE®
ALWAYS LOOKING AHEAD

2011 PPSA Sponsorship



The Pulp & Paper Safety Association operates as a non-profit forest products industry association dedicated solely to safety. A key goal of the association is to provide our membership services at a minimal cost. The current low cost of PPSA membership and safety services is made possible by substantial monetary sponsorship from companies and vendors. These vital PPSA sponsors are recognized on the follow pages.

We'd like to thank the following for participation and partnership with the Pulp and Paper Safety Association!



Platinum Level Sponsors:

EMERGENCY RESPONSE TRAINING & EQUIPMENT SALES

Emergency Response Services, Inc.

Eddie Sisco
Ralph Johnson

**SAVE LIVES.
SAVE MONEY.
SAVE JOBS.**

- Structural & Incipient Fire Brigade
- Hazardous Materials Emergency Response
- Confined Space & High Angle Rescue
- Incident Command
- Oil Spill (SPCC)
- Standby Confined Space Rescue Teams
- Equipment Sales

Industrial Firefighting Training

Hazardous Materials Training

Confined Space Rescue Training

www.erstraining.com

Emergency Response Services, Inc.
PO Box 680618 • Fort Payne, AL 35968
(256) 997-9087 • FAX: (256) 997-9041

Safety and Energy Savings Solutions at your dock and door openings

RITE-HITE
ALWAYS LOOKING AHEAD

Vehicle Restraints
The most effective way to prevent accidents caused by trailer separation and vertical or horizontal movement.

Smooth Transition Dock Levelers

Revolution Fans
An industrial ceiling fan that helps drive down energy costs while improving employee comfort.

Front-End Seats and Shelters
with the new PMaster underleveler seal for maximum energy savings

Barrier Systems
Discover new cost-effective solutions to help keep your people safe and reduce equipment and product damage.

Rite-Hite Industrial Fast Track Doors
The safest, most efficient and most reliable high speed doors in the industry.

Contact Tim Kubly, Strategic Account Paper Specialist, VP
tkubly@ritehite.com Mobile: 262-365-3507

RITE-HITE CORPORATION
8800 N Arbon Drive • Milwaukee, WI 53223 • 800-456-0600 • www.ritehite.com



**Finally –
An Effective Plug Valve Lockout!**

Do-it-yourself no more. With Brady's new Plug Valve Lockout, you can easily secure manual plug valves to OSHA-compliant standards. Available in four sizes. The Plug Valve Lockout is an effective fit for any popular 1" to 6" diameter plug valves which represents 10% of the valves used in the industry.

To learn more about Brady's complete line of Lockout/Tagout solutions, visit www.bradyid.com/lockout.

DOES YOUR FACILITY COMPLY WITH OSHA AND EPA REGULATIONS FOR A CLEAN, DRY, SAFE WORKPLACE?

Brady can work with you to audit walkways, production areas, storage areas, outside areas of your plant(s) and more!

Whether you're protecting your employees or your equipment, Brady's SPC absorbents help keep work areas clean and safe from virtually any spill, drip, leak or greasy build up. Depending upon the application and absorbents used, facilities may save anywhere from 5-15% on their annual absorbent purchase and disposal costs.

Contact Brady at 1-888-272-3946 to request an on-site Environmental Survey Audit performed at your facility.

For more information, visit: www.BradyID.com/spc

BEFORE **AFTER**

AMERICAN
EMERGENCY RESPONSE TRAINING

Confined Space Simulators, Arizona

High Angle Rescue, Texas

Structural Fire Brigade, Louisiana

Incident Management, Hoover Dam

Industrial Firefighting

American ERT has provided emergency response training for major industrial response teams both nationally and internationally for the past 19 years.

American ERT has representatives on many National Safety committees. This allows AERT to keep their clients up to date with regulations, standards and best practices.

www.americanert.com

(865) 609-7020
Knoxville, TN St Thomas, USVI

SAC Environmental, Inc.

SAC Environmental is the national leader in asbestos material surveying and tracking. SAC Environmental has been serving the pulp and paper mill industry nationwide for 24 years.



SAC Environmental, Inc
Ponte Vedra Beach, Florida 32082
(904) 285-5400



Training

C&R COMPLIANCE
Industrial Safety Specialists
www.crcompliance.com

678-882-6450

Clint

678-848-5836

Ronnie

Shut Down Safety Services

Company Sponsors:



The George Kress Foundation Inc.



Green Bay Packaging, Inc.

Temple-Inland



Weyerhaeuser



RockTenn



MOHAWK FINE PAPERS



Gold Level Sponsors:



The premier resource for environmental, health, and safety training programs
800-842-0466 www.safetyontheweb.com

ATTENTION!

Summit Promotes a Proud Partnership with the PPSA

Members Receive Exclusive Pricing on Expert EH&S Training Programs!



Today's featured story covers how the Pulp & Paper Safety Association has partnered with Summit Training Source to better serve the continuous improvement of safety throughout all aspects of the paper industry. **Summit is proud to say that this relationship will provide PPSA members' exclusive discounts on Summit's expert environmental, health and safety training courses!** Available in a variety of formats, each course from Summit teaches your workers best safety practices to reduce hazards and prevent costly accidents, as well as covers over 100 OSHA, DOT and EPA training topics. Check out the training choices that are making headlines:

- ✓ Summit Trainingweb® Online Courses and Learning Management
- ✓ Online OSHA 10 & 30 Hour Training
- ✓ Online HAZWOPER Training
- ✓ Summit Streaming Video
- ✓ DVD Training Productions


For more information on EH&S training discounts available exclusively to PPSA members from Summit visit:

www.safetyontheweb.com/ppsa/ >>



www.safetyontheweb.com
800.842.0466

PPSA member benefits include a **10% discount** on all Summit Training purchased through the PPSA web site! Visit PPSA on the web at www.ppsa.org to save!

Silver Level Sponsors:


HAGEMEYER®
NORTH AMERICA

YOUR MRO **SAFETY SOLUTIONS PROVIDER**
FOR THE PULP & PAPER INDUSTRY





SAFETY





- Eye Protection
- Face & Head Protection
- Hearing Protection
- Hand Protection
- Protective Clothing
- Respiratory Protection
- Fall Protection
- First Aid & Supplies
- Instrumentation/Gas Detection
- Signage & Identification
- Plant & General Safety
- Firefighting & Emergency Response
- Technical Services, Training, & Consulting





INDUSTRIAL MRO

- Cutting Tools
- Abrasives
- Machinery & Metrology
- Hand Tools
- Power Tools
- Coatings, Lubricants, & Chemicals
- Adhesives, Tape, & Packaging
- Facility Care
- Material Handling & Storage
- Power Transmission
- Mill Supplies
- Safety
- Electrical MRO

Price H. Hartman
Pulp and Paper Segment Manager
ph. 615-542-6482
phartman@hagemeyerna.com
www.hagemeyerna.com

1-2010-005

examinetics
insightXonsite

Bronze Level Sponsors:



National Mobile Health Programs

National provider of mobile health testing programs and complete database management. Services include Audiometric, Pulmonary Function (PFT), Respiratory Fit Testing both Qualitative & Quantitative, Respirator Medical Clearance, Vision Screens, & IH Monitoring.



ISN collects and verifies safety, procurement, quality and regulatory information from more than 25,000 contractors and suppliers. We then provide secure access to these qualified contractors and suppliers to more than 150 organizations around the globe.



**Contractor Safety Orientation
Employee OSHA Topics**

10157 SW Barbur Blvd, Suite 200-C
Portland, OR 97219-5910
marketing@abbottsfield.com

Phone: (503) 244-0183
Fax: (503) 244-0324
www.abbottsfield.com



Performance, Safety and Support

**Appleton RollMover™
Appleton Core Cutter's**

www.appletonmfg.com / 800-531-2002



APPLIED ENVIRONMENTAL CONSULTING

◆Decommissioning ◆Licensing ◆Assessments ◆Audits/Surveys

RADIATION PROTECTION TRAINING

(352) 215-1231 State of Florida Approved Fax (904) 461-1327
questions@aec-radiation.com www.aec-radiation.com



Frommelt®

SAFETY PRODUCTS

Frommelt Safety Products provides solutions to help improve the safety of your facility.

◆ Machine Guards ◆ Retractable Safety Curtains
◆ Fume Extractors ◆ Perimeter Fencing
◆ Industrial Safety Products

Toll Free (800) 553-5560 ◆ Fax (563) 589-2776
www.frommeltssafety.com

Bronze Level Sponsors Cont'd:

PULP & PAPER SAFETY ASSOCIATION'S 2012 – 2013 BOARD OF DIRECTORS

OFFICERS:

General Chairman

Chris Redfearn

Weyerhaeuser
33810 Weyerhaeuser Way
South EC2-2A5
Federal Way, WA 98063-9777
253-924-5887
chris.redfearn@weyerhaeuser.com

1st Vice Chairman

Matt Saxe

Boise Inc.
1111 W. Jefferson Street
Boise, ID 83702
208-384-7148
MattSaxe@BoiseInc.com

2nd Vice Chairman

Matthew Kanneberg

RockTenn
504 Thrasher Street
Norcross, GA 30071
678-291-7925
mkanneberg@rocktenn.com

Secretary/Treasurer

John Sunderland

Buckeye Technologies
One Buckeye Drive

Perry, FL 32348
850-584-1569
John_sunderland@bkitech.com

Ex-Officio

Peter Masias

Green Bay Packaging, Inc.
P.O. Box 19017
Green Bay, WI 54307
920-433-5133
pmasias@gbp.com

Chairman Emeritus

Ed Corlew

Mohawk Fine Papers, Inc.
465 Saratoga Street
Cohoes, NY 12047
518-233-6279
Corlewe@mohawkpaper.com

DIRECTORS:

Shawn Powell

Brady National Accounts
1813 Beekman Street
843-259-0975
shawn_powell@bradycorp.com

Monty Batchelor

Domtar Paper Company
P.O. Box 678
Bennettsville, SC 29512
843-479-0200
monty.batchelor@domtar.com

John DeVeau

RockTenn
125 Depot Rd
Uncasville, CT
860-639-2307
jdeveau@rocktenn.com

Dan Quarles

Rite-Hite Corporation
3710 10th St. NE
727-644-2258
dquarles@ritehite.com

John Williams

International Paper
6400 Poplar Avenue
901-419-4424
john.williams1@ipaper.com

Sue Cooper

Weyerhaeuser
P.O. Box 9777
Federal Way, WA 98063-9777
253-924-2139
sue.cooper@weyerhaeuser.com

Allan Bohn

Domtar Paper Company
P.O. Box 747
Plymouth, NC 29762
252-793-8815
allan.bohn@domtar.com

Meet a member of the Board of Directors

[Chris A. Redfearn](#)

Director Health & Safety Technical Services
Weyerhaeuser Company,
Federal Way, WA
253-924-5887

Married with three children; two daughters and one son

Resides in Auburn Washington

Hobbies; gardening, listening to music, watching baseball (Toronto Blue jays), Hockey (Edmonton Oilers) and Football (Dallas Cowboys)


44 years in industry:

24 years in Petro - Chemical and Oil Sands industry

- Union Hourly employee, front line supervisor, mid-level manager, health & safety manager

20 years at Weyerhaeuser in operating facility and corporate role

- Health & safety manager at Kamloops cellulose fiber mill,
- Corporate health & safety, responsible for implementing company programs e.g. Company strategy, Incident Investigation, audits etc.
- Director health & safety technical services.



Chris Redfearn service PPSA as a long standing board member and currently as the General Chairman. He is Director of Health & Safety Technical Services for the Weyerhaeuser Company.

He and his wife Karen reside in Auburn Washington and have two daughters and one son. His hobbies include gardening, listening to music, watching baseball (Toronto Blue Jays), Hockey (Edmonton Oilers) and Football (Dallas Cowboys).

Chris has worked 44 years in industry, with 24 years in the Petro-Chemical and Oil Sands industry as a union hourly employee, front line supervisor, mid-level manager, and health & safety manager. He has worked at Weyerhaeuser for 20 years as the health & safety manager at the Kamloops cellulose fiber mill; Corporate health & safety, responsible for implementing company programs e.g. company strategy, incident investigation, audits, etc.; and currently is Director of Health & Safety Technical Services.

**Pulp and Paper Safety
Association**

P.O. Box 531
Perry, FL 32348

PHONE:
(850) 584-3639

Contact:
John Sunderland
Secretary/Treasurer

ppsasecy@fairpoint.net

We're on the Web!

See us at:
www.ppsa.org

About our Organization**Membership Information**

Membership in the Association is by operating facility, such as a paper mill, box plant, sawmill, woodlands, etc. Approximately 380 operating facilities are currently members. Annual Membership is based on employee numbers. 1-50 employees is \$100, 51-100 employees is \$150, 101-200 employees is \$200, 201-500 is \$250 and 501 and up is \$300. Vendors are \$275

Membership in the Association has many advantages:

- Participation in the Annual Health and Safety Conference and service as a member of the Board of Directors provides an opportunity for personal and professional growth.
- The Pulp and Paper Safety Association is the ONLY national organization exclusively concerned with accident prevention in the forest product industry.
- The annual Conference provides great face-to-face networking opportunities.
- The Quarterly Report provides a way of bench-marking your own performance with others in similar operations.
- The Awards program provides a prestigious form of recognition to outstanding short-term and long-term safety performance by operating categories.
- The Association is an excellent forum for keeping up with latest OSHA standards.
- In-depth information on specific subjects is increasingly available at regional seminars. The cost of these seminars is minimized by virtue of holding them on a regional basis.
- The annual conference provides a fine external motivational boost to hourly Safety Committee members as recognition for their active participation in your safety program.
- The cost of membership is the lowest of any association to our knowledge.
- The attendance of vendors at our annual conference allows safety people to keep up with the latest safety equipment, tools and training.

Visit our website to complete the Application / Renewal Form