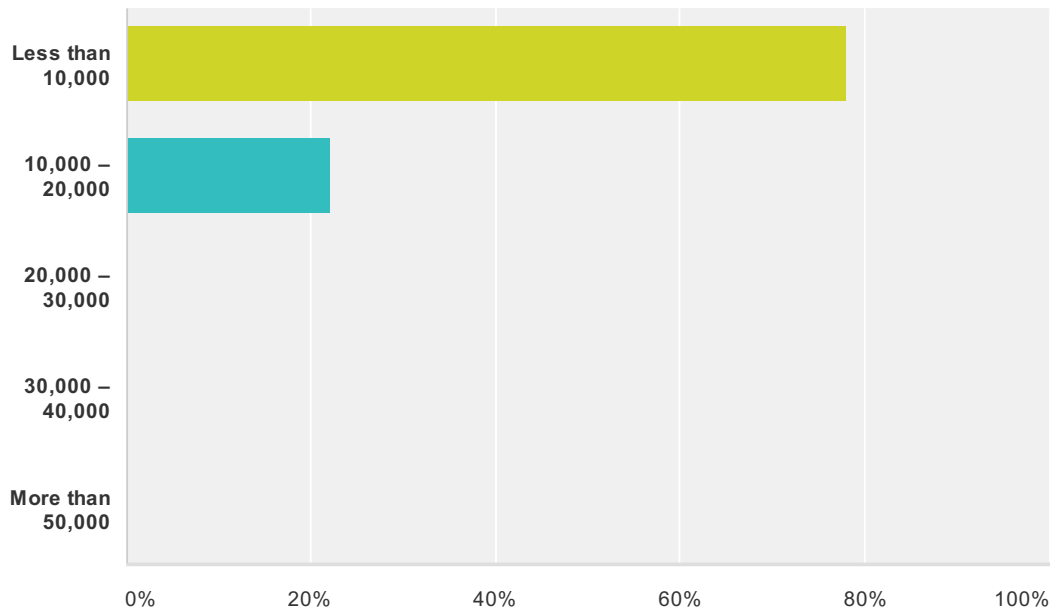


### Q%How many employees are in your organization?

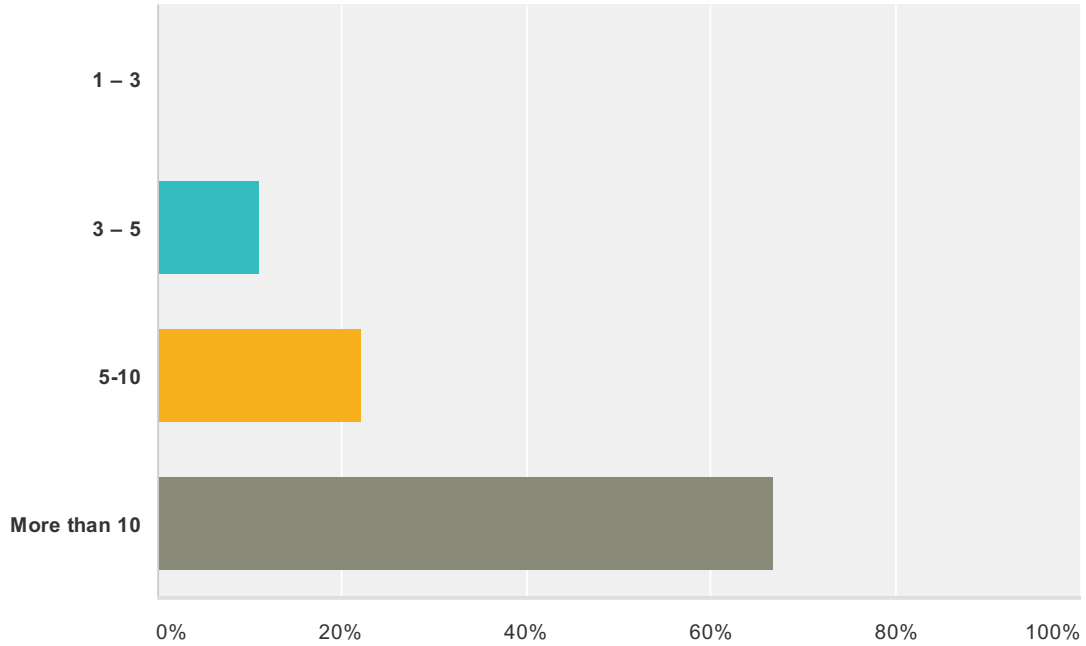
Answered: 9 Skipped: 0



Answer Choices	Responses	Count
Less than 10,000	77.78%	7
10,000 - 20,000	22.22%	2
20,000 - 30,000	0%	0
30,000 - 40,000	0%	0
More than 50,000	0%	0
<b>Total</b>		<b>9</b>

**Q& How many EHS courses/classes (including on-the-job training sessions) do your employees complete each year on average?**

Answered: 9 Skipped: 0



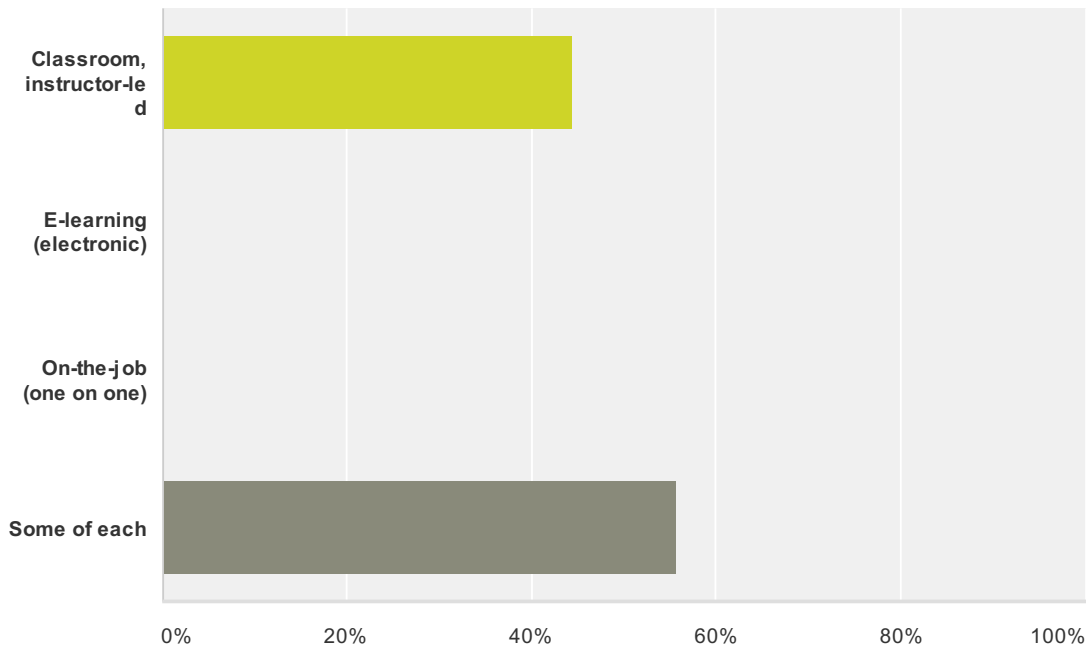
Answer Choices	Responses
1 - 3	0% 0
3 - 5	11.11% 1
5-10	22.22% 2
More than 10	66.67% 6
<b>Total</b>	<b>9</b>

#	Please provide any additional information you think would be important	Date
1	Critical to cover Energy Control each year, we find even with seasoned workers errors happen if not covered.	11/18/2013 5:54 PM

# EHS Training - PPSA Member Survey

## Q' What method of EHS training is provided for employee learning?

Answered: 9 Skipped: 0

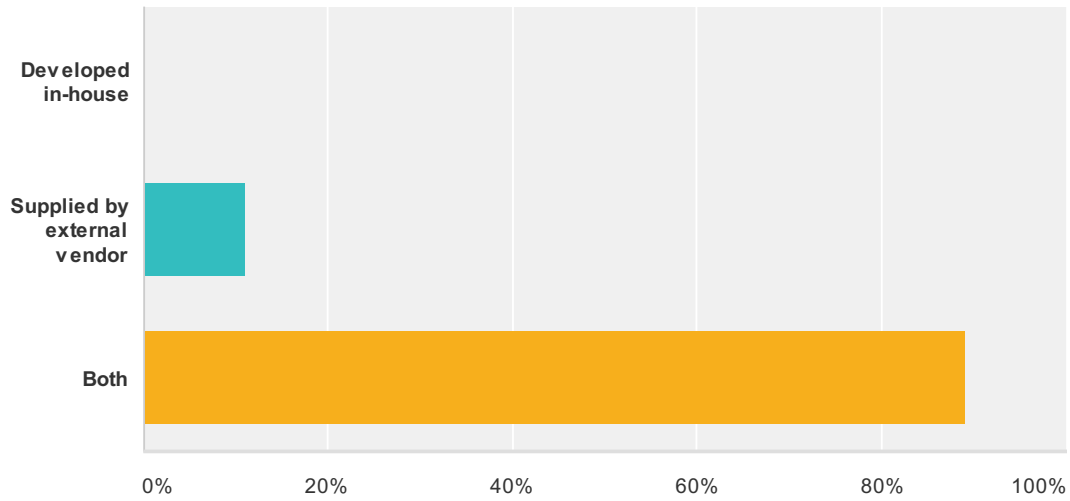


Answer Choices	Responses
Classroom, instructor-led	44.44% 4
E-learning (electronic)	0% 0
On-the-job (one on one)	0% 0
Some of each	55.56% 5
<b>Total</b>	<b>9</b>

#	Please provide any additional information you think would be important	Date
1	All the above depending upon subject matter	11/18/2013 5:54 PM

**Q( Do you develop your EHS training materials in-house or use an external vendor?**

Answered: 9 Skipped: 0



Answer Choices	Responses
Developed in-house	0% 0
Supplied by external vendor	11.11% 1
Both	88.89% 8
<b>Total</b>	<b>9</b>

#	Please provide any additional information you think would be important	Date
	There are no responses.	

# EHS Training - PPSA Member Survey

## Q) What percentage of your training is completed due to the following requirements

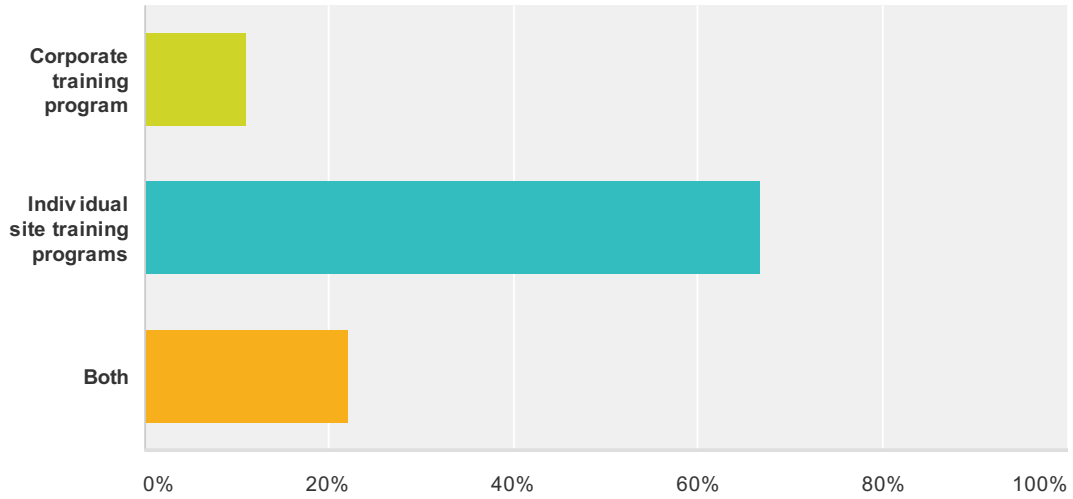
Answered: 8 Skipped: 1

Answer Choices	Responses	
Percent company/regulatory required (Company Policies, Environment or Safety/Health Regulations)	100%	8
Percent job-specific	87.50%	7
Please provide any additional information you think would be important	25%	2

#	Percent company/regulatory required (Company Policies, Environment or Safety/Health Regulations)	Date
1	70% company 30% regulatory	11/18/2013 5:54 PM
2	100	11/12/2013 10:08 AM
3	50%	11/12/2013 9:33 AM
4	70	11/11/2013 2:59 PM
5	40	11/11/2013 2:28 PM
6	85	11/11/2013 2:25 PM
7	70	11/11/2013 12:54 PM
8	80%	11/11/2013 12:18 PM
#	Percent job-specific	Date
1	70% - 30%	11/18/2013 5:54 PM
2	50%%	11/12/2013 9:33 AM
3	20	11/11/2013 2:59 PM
4	40	11/11/2013 2:28 PM
5	15	11/11/2013 2:25 PM
6	30	11/11/2013 12:54 PM
7	20%	11/11/2013 12:18 PM
#	Please provide any additional information you think would be important	Date
1	Our safety programs include regulatory requirements but go much further due to the configuration of the facility and hazards associated with a paper mill.	11/18/2013 5:54 PM
2	10	11/11/2013 2:59 PM

**Q\* Are EHS training courses/classes sponsored/provided to employees by:**

Answered: 9 Skipped: 0

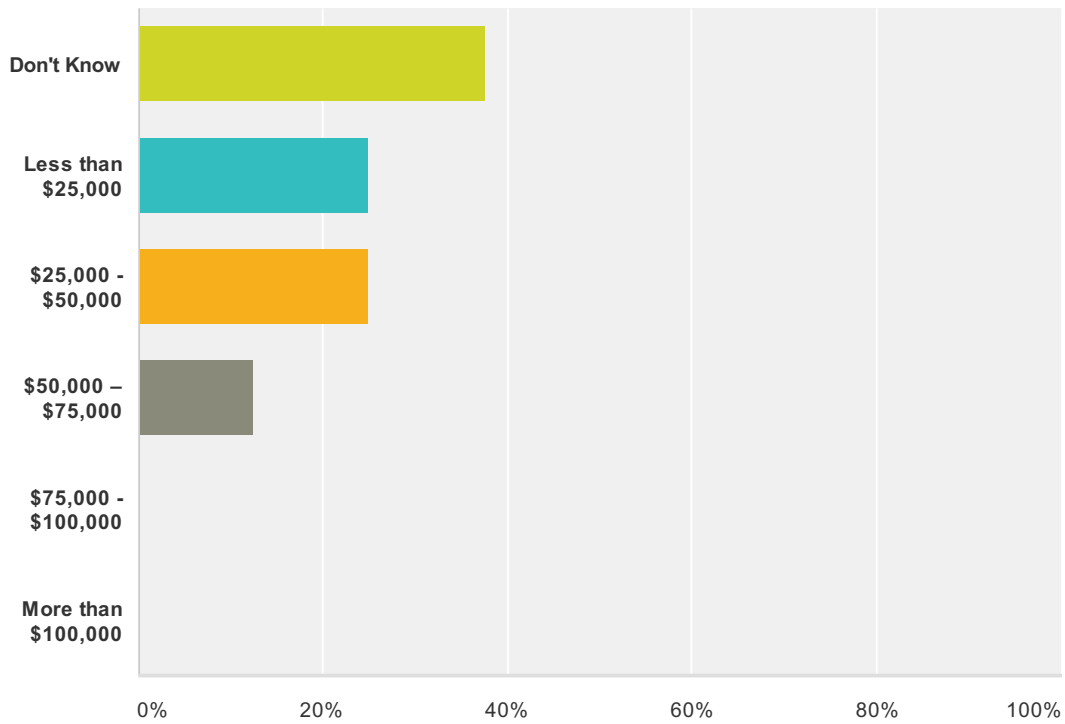


Answer Choices	Responses
Corporate training program	11.11% 1
Individual site training programs	66.67% 6
Both	22.22% 2
<b>Total</b>	<b>9</b>

#	Please provide any additional information you think would be important	Date
	There are no responses.	

**Q+ About how much do you spend at a corporate level on EHS training each year?**

Answered: 8 Skipped: 1



Answer Choices	Responses
Don't Know	37.50% 3
Less than \$25,000	25% 2
\$25,000 - \$50,000	25% 2
\$50,000 - \$75,000	12.50% 1
\$75,000 - \$100,000	0% 0
More than \$100,000	0% 0
<b>Total</b>	<b>8</b>

#	If more than \$100,000, about how much is spent annually on EHS employee training?	Date
1	I couldnt guess, and I am not made privy to the information.	11/18/2013 5:54 PM
2	N/A - we are a single facility	11/11/2013 12:54 PM